

Student's book

ENGLISH FIRST

2



STUDENT'S BOOK

ENGLISH FIRST

2




Equipo de Textos Escolares.
Unidad de Currículum y Evaluación (UCE) del Ministerio de Educación de Chile.

My name is _____

CONTENTS

1



Wild animals

Page

4

2



Sports and free time

Page

20

3



My clothes

Page

36

4



Jobs and professions

Page

52

Follow me.
I am your guide!



5



My classmates

Page

68

6



My city

Page

84

7



Festivities

Page

100

8



Musical instruments

Page

116



write - draw
color - mark



listen



watch - read



cut



talk - repeat



sing



p. 128 cutouts page



3 audio number



2 video number



connect

three

3

WILD ANIMALS



monkey



turtle



rhino



snake



lion

1 🗨️ Talk in pairs.
(What animal is this?)

2 🔊 Listen and sing
the animal song.



tiger




zebra



hippo

Unit goals

- Name wild animals.
- Describe your favorite wild animal.
- Ask simple questions.



LESSON 1

1   Watch and listen.

2 

PROTECTING THE HABITATS

This is a forest. It is dirty.
There is trash. No trees.
The animals are here.
They need a clean home.



Look! The children help the forest.
They clean the river.



They plant trees.



They protect the animals.



2 Talk in groups: Zoo guide.

This is a lion. It is big.



Characteristics:

fast

big

long

heavy

giant

slow

3 Match.

It is fast.

It is long.

It is heavy.

It is slow.

It is tall.



4 Match and describe.



koala

tiger



kiwi

iguana



snake



What animal is this?

It's a koala.

What color is it?

It's gray.

5 Listen and repeat.

3



gray



green



brown



blue



red



orange



yellow


6  

Listen and color.

 4

Remember the numbers from 1 to 10.

1 2 3 4 5 6 7 8 9 10



7  Listen, circle and trace.

5



tiger


lion

zebra


rhino

monkey

hippo


8  Listen and repeat.

6



Henry, the hippo, had a
huge grass hamburger.


WHY?... BECAUSE!



Draw and tell your classmate.




What's your favorite animal? Why?



My favorite animal is _____.

Because it is _____.



LESSON 2

1 Watch and listen.

8

GOOD JOB!



2 Match.

It can fly. ○

It can jump. ○

It can run. ○



3   Watch the video.

 1



4  Write the actions.


The lion can roar.

The monkey _____ .

The snake _____ .

The hummingbird _____ .

The zebra _____ .


5  Draw your favorite wild animal.

What can your animal do?

It can _____ .

It can _____ .

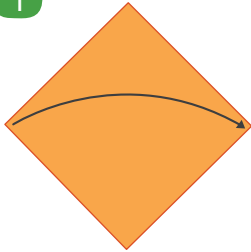
It can _____ .



6 ✂ Do an Origami bookmark.

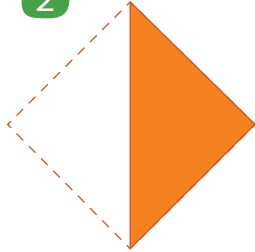
Follow the instructions.

1

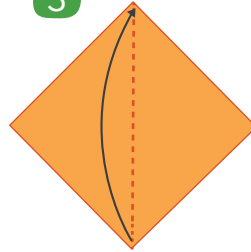


Fold in half.

2

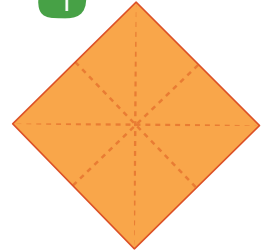


3

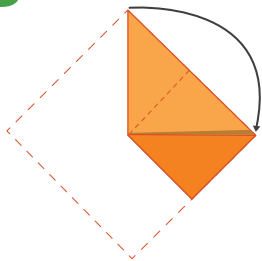


Repeat the fold.

4



5

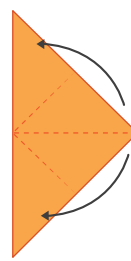


Fold both corners.

6

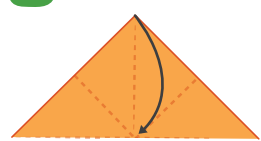


7

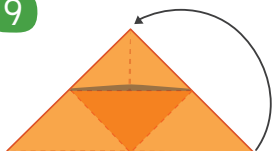


Open the shape.

8

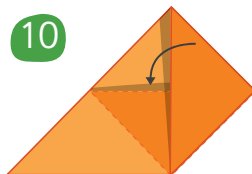


9

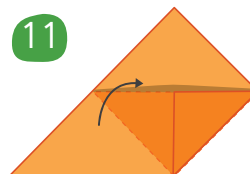


Fold a corner down.

10

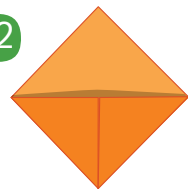


11




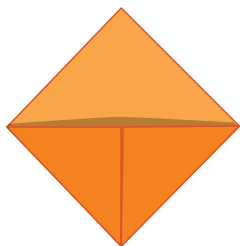
Both tips folded.

12



Ready!

Decorate: You can choose the animal.



Show your animal Origami.

It is a(n) _____. It can _____.

7 Read.



Hello!
I'm a hummingbird.
I live in the North of Chile.

I drink **nectar**.
I can eat **small insects**.
My home is **not safe**.



Hello!
I am a bumblebee.
I live in the **Center and South of Chile**.
My home is **in danger**.
There are **other bees**.
They **destroy my home**.

8 Draw.

Who am I?

I **can fly**.
I eat **nectar**.
My body is **black and yellow**.

I am a _____

Who am I?

I am **big**.
I live in the **mountains**.
My feathers are **black and white**.


I am a _____

1   Watch and listen.

9

THE CROW AND THE JAR

It is summer.
There is **no water**.
The animals are **thirsty**.



1

A crow is thirsty.
There is **water** in the jar.
His **beak** is too short.



2

The crow sees **stones**.
He has an idea.



3

He puts **stones** in the jar
and the **water** goes **up**.



4

He puts more stones.
One, two, three!



5

Now the **water** is high.
The crow can drink.



6

The crow is happy!



7

He can fly away.



8

• What is this?

water

jar

stone

beak

up

GAME

1 👁️💬 Read and guess the animal.



- It lives in the jungle.
It is black and white.
It can run.
It is a **Z** _ _ _ _ _

- It is orange.
It has wings.
It has 6 legs.
It is a **B** _ _ _ _ _

- It is soft.
It is grey.
It has small ears.
It can climb trees.
It is a **K** _ _ _ _ _

- It lives in Chile.
It can fly.
It is small and fast.
It drinks nectar.
It is a **H** _ _ _ _ _

- It is long.
It is dangerous.
It can bite.
It is a **S** _ _ _ _ _

QUIZ

1  Match the animal.

lion

crow

snake

tiger

monkey



2  Complete with the correct word.

hippo

snake

bumblebee

hummingbird

fox

crow

a. It is orange. It eats flowers. It can fly. _____

b. It is fast. It is smart. It is brown. _____

c. It is black. It is a bird. It can fly. _____


d. It is big. It is dark. It can swim. _____

3  Describe your favorite animal.

• It is _____ and it is _____.

• What color is it? _____

SPORTS AND FREE TIME



cheer up

basketball

soccer

dancing

drawing

jumping



listening

music

1   Listen and point.

10

2   Listen and sing.

11

reading

painting

tennis

Unit goals

- Describe free time activities.
- Talk about favorite sports.
- Share your hobbies.
- Say what you can do.



LESSON 1

1   Watch and listen.

12

BALL ADVENTURE



2 Listen and say.

13

I like football.



I like collecting cards.



I like going outside.



We like dancing!



We like singing!



We like sports!



I like books. What do you like?



3   Read and match.

Riding bike

Doing karate

Playing football

Skating

Playing tennis

Playing basketball

Playing ping pong

Swimming



4  Write.

What activities are
in groups?

What activities
are individual?

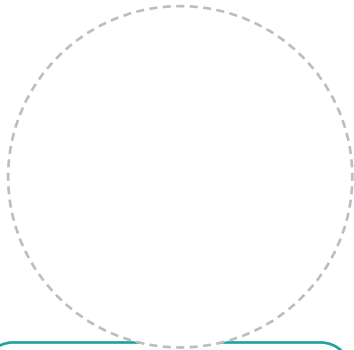
5



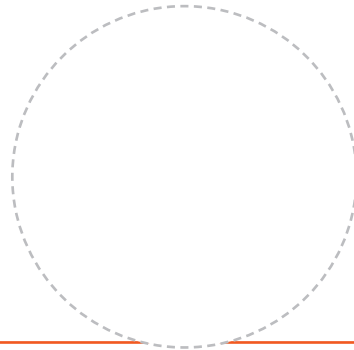
Listen, cut and paste.

p. 133

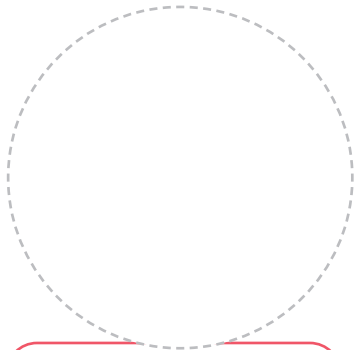
14



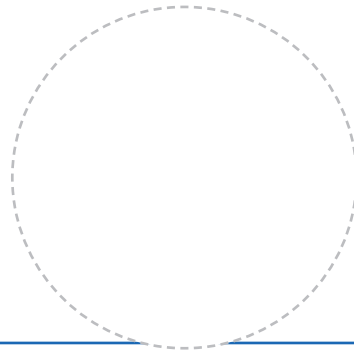
I like swimming.



I like playing ping pong.



I like skating.



I like playing football.


6



Write and draw.

What do you like doing?

I like _____ .



7   Listen and point.


15

WHAT ARE YOU DOING?



Who is...?

- Doing homework
- Reading a book
- Drawing a dinosaur
- Playing with cards
- Listening to music

8  What are you doing?

I am _____

9   Listen and repeat.


16



R

r

Rita runs, Rita rides, Rita reads and swims outside.
Rita plays, Rita skates, Rita rests and never waits!

10  Listen and say.

 17

LET'S DO SOMETHING!

What is your favorite activity, Luna?

I like dancing.

And you, Tom?


I like playing football.



And you, Mila?

I like drawing.



11  Ask your classmate:

What is your favorite activity?


My Progress



Write your three favorite activities.

1 _____

2 _____

3 _____



LESSON 2

1   Watch and listen.

 18

The football match



2  Guess.



- Who is fast?
- Who is slow?
- Who wins?

3   Watch the video.

 2



4   Read and circle.

• I am very fast.



• I am slow.



• Let's compete!



• I sleep.



• I win.



5 ✂ Cut and paste.

✂ p. 133



6 ✎ What can they do?

- They can _____
- They can _____
- They can _____
- They can _____

7 Say what they are practicing. Then mimic.



1   Watch and listen.

 19

A RAINY DAY



Look, it's raining!

1



Let's watch TV...

Oh no! No electricity!

2



What can we do?

3



When I was young, there was no TV, no PC, no phones.

4

You can play hide and seek.



5

You can play vocabulary games.



6

You can do a puzzle.



7

It's sunny now.


Let's go out!



8

GAME

1 Find the hidden words.



DANCING

TENNIS

FOOTBALL

READING

PAINTING

BASKETBALL

2 Find the four differences.



3 Say what is different.

In picture A, he has a **red** T-shirt.
In picture B, he has a **blue** T-shirt.



QUIZ

1   Listen and circle.

 20

- I love painting.



- I can play football.



- I like riding my bike.



- We love reading!



2  What is the activity?

- I like _____




- I love _____



- I can _____



3  What is your favorite activity?

MY CLOTHES



dress



coat



hat



boots



socks



sweater



jacket



sneakers



1 Listen, point and repeat.

21

2 Point and say.



shoes

T-shirt

scarf

pants

Unit goals

- Identify clothes items.
- Name clothes items.
- Describe clothes items.
- Talk about favorite clothes.
- Choose correct clothes for the weather.



LESSON 1

1   Watch and listen.

22

MANDY'S MAGIC CLOSET!

This is my Magic Closet!



These are my pants!
They are comfortable!

This is my
T-shirt!



This is my jacket. It's warm.



This is my hat. I look funny!



These are my shoes.
They are shiny!




These are my clothes!
I'm ready to play!



2 Listen and point.



23



3 Share with a classmate.

My T-shirt is white.

My hat is green.

4   Watch and match. Then trace.

pants ●

dress ●


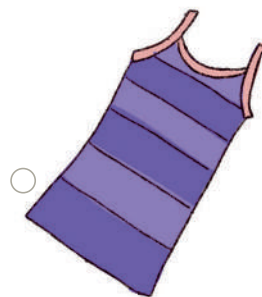

boots ●

T-shirt ●

scarf ●

hat ●

shoes ●




5



Listen and color.

24



6



Choose, complete and share with a classmate.

shoes

hat

jacket

socks

dress

sweater

pants

T-shirt

• I like the _____.

• I love the _____.

I love the hat!



7 Listen, sing and mime.

25



This is my **jacket**, this is my **hat**,
This is my **sweater**, I like that!
These are my **pants** and these are my **shoes**,
I love my clothes, what can you choose?



This is my **T-shirt**, this is my **dress**,
These are my **boots** – they make a mess!
These are my **socks** and this is my **scarf**,
I love my clothes, let's go to the park!




I love my clothes, look at me!
This is my outfit, 1-2-3!
These are my clothes, hip-hip-hooray!
I'm ready to go and play all day!

8 Listen and repeat.

26



Six socks, **s**even T-shirts,
Sally says: "**S**ee my clothes!"

9  Listen and repeat. Then ask and answer.

 27

What clothes do you like?



I like my yellow dress.



My Progress



1



Draw and complete.

What are your favorite clothes?



My favorite clothes are _____.

2



Share with a classmate.



LESSON 2

1   Listen and read.

28

SCHOOL PLAY

I'm wearing a black hat!


I'm wearing a long coat!



I'm wearing red shoes!



I'm wearing a big sweater!



We look good!




2   Complete and share.

I'm wearing _____.

3   Listen and tick  what you hear.



 29



4  Watch the video.

 3



5   Read and talk with a classmate.

What clothes do you like?

I like my shorts and my pink T-shirt.

6 ✂️✍️ Cut, paste and complete.

✂️ p. 135



Sally is wearing _____



Simon is wearing _____

💬 Share with a classmate.




Sally is wearing...




Simon is wearing...

7


Draw and describe.




In the summer, I wear _____



In the fall, I wear _____



In the winter, I wear _____



In the spring, I wear _____

STORY TIME

1   Watch and listen.

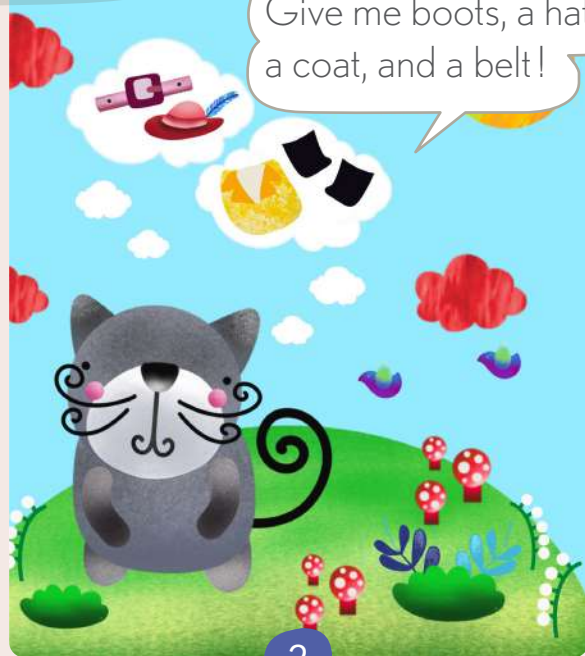
30

PUSS IN BOOTS

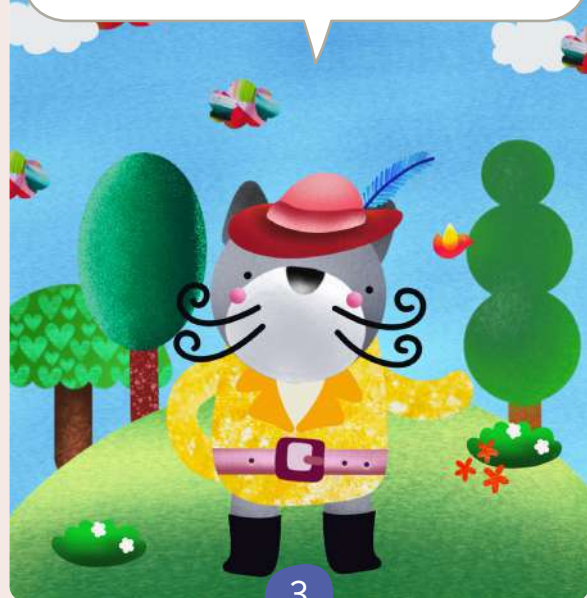
I have nothing. Only a cat.



Give me boots, a hat, a coat, and a belt!



Look at me! I am Puss in Boots!



These clothes make me strong and smart.





GAME

1 Describe and guess.



Ben



Sophie



George



Olivia



Mike



Lucy



Jake



Emma



Leo

QUIZ



1   Listen and tick what you hear ✓.

31




2  Match.

boots

coat

T-shirt

scarf



3   Describe.



He's wearing _____

JOBS AND PROFESSIONS



teacher



pilot



doctor



dancer



dentist



Vet




musician



engineer



1  Listen, point and say.

 32

2  Listen and sing.

 33

Unit goals

- Identify professions and tools.
- Associate professions with elements.
- Ask and answer questions.
- React to a story.





LESSON 1

1 Watch and listen.

34


WHAT DO YOU WANT TO BE?








2 Play the dialogue with a friend.

3  Listen to the order and write the number.


35



4   Read, trace and say.

		
football player	football player	football player
chef	chef	chef
doctor	doctor	doctor
vet	vet	vet
dentist	dentist	dentist

5  Trace and color.



Brown guitar



Blue ball




White hat



Red fire hose




Orange pill



Pink band-aid



Orange helmet



Black books



Gray airplane

6  Match.

Where do they work?

teacher

doctor

musician

chef



7



Listen and match. Then color.

36

What does she do?

She is an engineer.

What does he do?

He is a pilot.

What does she do?

She is a firefighter.

What does he do?

He is a vet.



8



Role-play a profession with a classmate.

What do you do?

I am a pianist.



9   Listen and repeat.

 37



teacher




doctor



dentist



pilot

10   Listen and sing. Choose the job.

 38

WHAT DO YOU DO?

I'm a



What do you do?

I'm a teacher. Everybody says the ABC. A-B-C!

What do you do?

I'm a



What do you do?

I'm a doctor. I listen to your heartbeat!

What do you do?

I'm a



What do you do?

I'm a dentist. Brush, brush, brush your teeth!

What do you do?

I'm a(n)



What do you do?

I'm a pilot. I fly in a big, big plane!

11  Listen and repeat.

39



Very busy **v**ets **v**isit **v**illages,
Vets and **v**iolinists work **v**ery well!


My Progress

1  Complete and draw.

What do you want to be?



I want to be a/an _____.

2  Share your answer with a friend.



LESSON 2

1 Watch and listen.

40

THE DENTIST

Hi Nick! Where are you going? To the dentist.

Ouch! I don't like going to the dentist. She is very **kind** and **funny**. I like her.

Really? Yes! Like our teacher.

Okay. She is very **patient** and **creative**.

Well, my dentist, too!

1 2 3 4

2 Read the dialogue and look at the words in **bold**.

3 What is the meaning? Trace and match.



funny

creative

kind

patient

4   Watch and sing.

 4



5   Match the sentences to the pictures.

I want to be a scientist. ●




I want to be a lawyer. ●



I want to be a journalist. ●




I want to be a dancer. ●



I want to be a teacher. ●




6  Read and circle the professions.

My mom is an artist. She paints beautiful pictures.

My dad is a lawyer. He works in an office.

My uncle is a musician. He plays the guitar in a band.

7  Match the family member with their job.

Dad

Mom

Uncle


Teacher

Lawyer

Musician

Artist

8  Draw the family members and name their professions.



9  Play the **Memory Game** with a classmate.

 p. 137

10



Watch and read.



INSTITUTIONS

Institutions are people that work together.
They have rules. They help the community.
For example:



School



City hall



Hospital



Fire station



Police station

11



Where do they work? Complete.

Teacher _____.

Police officer _____.

Firefighter _____.

Nurse _____.

Lawyer _____.

STORY TIME

1   Listen and read.

41

THE MISSING PARROT

One sunny day, Dr. Liz, the vet, was working in the clinic when a bird flew in.



1

Where is my home?



2

Hello? Officer Joe, this is Dr. Liz. I have a problem here. Please come!





3

Let's find his owner!



4




2  What jobs are in the story?

3  Who helps the parrot?



GAME


1 



2 



QUIZ



1   Listen and circle.

 42



2   Ask three partners: What do you want to be?

Name: _____.

Answer: _____.

Name: _____.

Answer: _____.

Name: _____.

Answer: _____.

MY CLASSMATES



tall

He wears glasses

short hair

long hair

brown eyes

green eyes

1   Listen and point.

43

2  Describe two classmates.

curly hair

blond hair

medium height

blue eyes

Unit goals

- Talk about me and my class.
- Talk about differences.
- Describe classmates.
- Say the colors.





LESSON 1

1   Watch and listen.

 44

NEW CLASSMATES





2  Complete your classmates characteristics.

Name	Hair	Eyes
Luis	Black	Brown

3   Listen and tick  what you hear.

 45



4   Listen and complete.

 46

a. Luke has _____ hair and _____ eyes.

b. Cindy has _____ hair and _____ eyes.

c. Alice has _____ hair and _____ eyes.

5

  Listen and match.

47

Max



Hannah



Paul



Lily





Katie



Jack



6   Listen, draw and color.

 48

Amanda

Charlie

7 Listen, complete and sing.

49



He is _____, he is strong.

He can jump and run all day long.

She is _____, she is kind.

She has a smile that's bright and wide.

He is _____, she is shy.

They wave hello when walking by.

Curly hair, wavy hair, _____ hair too.

Different is special – me and you!

He is _____, she is brave.

They play together and always wave.

She is strong, he is _____.

They help each other all the time.

8 Listen and repeat.

50

B **b** ★ ★



In my class,

Ben brings books. Bella brings bags.

Bruno brings blocks. Big brains in a big class!

9 Listen and read.

51



10 Choose and describe a character.



Describe a classmate.



LESSON 2

1



Listen and read.

52

Sharing with my friends

Let's look at these photos!

Okay.



1

He is Marcos, a new student.
He has short hair. He is shy.



2

This is Sarah, a new student.
She has blond hair and wears glasses.



3

He is my friend, Leo.
He has red hair and blue eyes.



4

This is my friend, Mia. She has
long hair. She is tall and funny.



5

We're all different and that's amazing!




6

2  Watch the video.

 5



3  Name and draw your favorite food.



4  Match.

Japan

Spain

Mexico

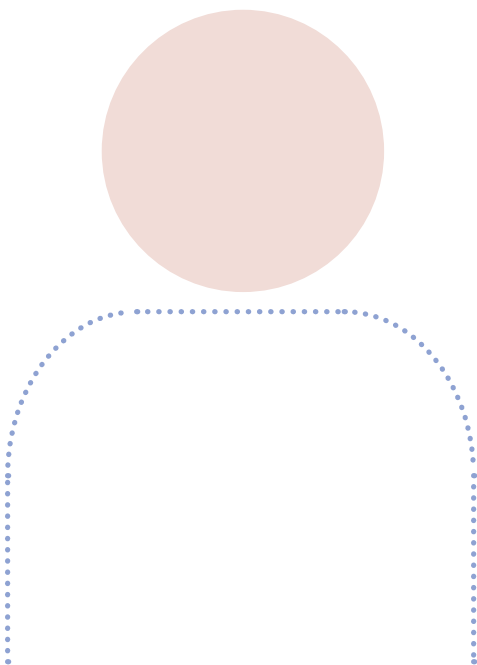

Chile

Italy



5 ✂ Cut and paste.

✂ p. 141



6  Draw yourself and write.



WE ARE ALL DIFFERENT!





I am _____.


My friend is _____.

1   Watch and listen.

 53

THE BIG SCHOOL PROJECT







GAME

1 🗨️ Throw the dice and describe!



QUIZ





1   Listen, look and tick ✓.

54


☐

☐

☐

2   Read and match.

Mary has long hair
and green eyes.




Jamie has blond hair
and blue eyes.



Tricia has black hair
and brown eyes.



3  Share with the class.

Why is it positive
to be different?



MY CITY



restaurant



museum



square



supermarket



hospital



bus terminal



1 Listen, point and repeat.

55

2 Look and answer. What's missing?



airport



park



cinema



bus stop



school



Unit goals

- Describe favorite places in town.
- Talk about places in the city.
- Give directions.
- Ask for places.



LESSON 1

1   Watch and listen.

 56



WE LOVE OUR CITY!



2 Listen and circle.

57



3   Listen and match. Then say.

58

bus terminal

zoo

airport

park

school

cinema

supermarket

restaurant



4   Listen and color.

 59



5  Share with a classmate.

6 Listen and sing.

 60

In the morning, they go to school,
They learn and laugh, it's really cool.
Every day, they go to school!



They go to the square, they go to the zoo,
So many places, so much to see.
They go to the city – just like me!



At the airport, the planes fly high,
In the bus stop, they wait in line.
Adventure time – now we feel fine!

7 Listen and repeat.

 61



D

d

Danny drives downtown
with four dogs.
They drop by the diner
and dance at the door.

8  Listen and repeat. Then ask and answer.

62



Where are you going?

To the cinema!




My Progress



Complete and talk with a classmate.

My favorite place is _____.

My favorite place is the park!





LESSON 2

1   Watch and listen.

 63

WHERE IS IT?




2  Watch the video.

 6




3  Match.



4  Mime and guess.

5 ✂ Cut and paste.

✂ p. 145



6 ✎ Complete.

This is the park. I play here.

a. This is the _____ I _____ here.

b. This is the _____ I _____ here.

c. This is the _____ I _____ here.

7 Create and describe.



1 Choose a place in your town.

hospital


school

museum


library

restaurant


2



3



4



5

Describe your creation.

This is the hospital in my town.
I use a shoe box, a bottle and crayons to create it.

 This is the _____ in my town.



 I use _____ to create it.

STORY TIME

1   Listen and watch.


64

A day at the museum



We can go to the Zoo!

Yes!



5

Later, we can have lunch at a restaurant!



6

We can go to the cinema in the afternoon.




7

Look! A dinosaur!



8


Look at that mummy!



9

We can visit many places.

The city is beautiful!



10

GAME

1 👁 Spot the five differences.

A



B




2 🗨 Talk with your classmate.

The _____ is missing.

QUIZ

1   Listen and tick ✓.

 65




2  Match.

airport

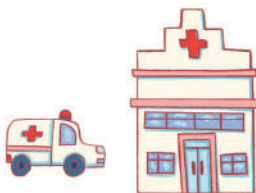
museum

supermarket

zoo



3  Complete.



FESTIVITIES




It's mother's day!


It's National Holidays!

It's Easter.



1  Listen, point and name the celebrations.

 66

2  What's your favorite celebration? Share with a partner.

It's my birthday!



It's Halloween!



It's Christmas!



Unit goals

- Talk about celebrations.
- Describe traditions.
- Say celebrations' dates.



LESSON 1

1 Watch and listen.

67

WE LOVE TO CELEBRATE!

It's February

It's my birthday!
Let's eat cake and play.



1

It's April

Look! I have chocolate eggs.

I love Easter!



2

It's September 18th

Empanadas and games!



3

It's October 31st

At last, Halloween!

I'm a zombie!



4

It's December 25th

Merry Christmas!




5


It's January 1st

Happy New Year.
Look at the fireworks!



6

2  Complete the year celebration timeline.



3   Listen and number.

 68














4  Point and say each celebration.

5  Match and color.

Christmas

Birthday

Easter

New Year's Eve

Halloween



6  Write a sentence with 3 celebrations. Use **I like/love...**

Example: I love la Tirana celebration.

a. _____

b. _____

c. _____

7  Mime game. Choose a celebration and mime.

8   Read and color.



Eat cake



Look for chocolate eggs



Wear a costume



Open presents

9   Listen and circle.

 69



10  Write four sentences with the words of activity 8.

Example: I eat cake for my birthday.

- _____
- _____
- _____
- _____

11   Listen to a Christmas song and sing.

 70

12   Listen again and complete.

bells fun Jingle way ride horse

Jingle bells, jingle _____,
jingle all the way.

Oh! what _____ it is to ride
in a one-horse open sleigh. Hey!



_____ bells, jingle bells,
jingle all the _____.

Oh! what fun it is to _____
in a one-_____ open sleigh.

13   Listen and repeat.

 71



Th


th

Mathew **th**rows **th**ree
red balls to the floor

14   Underline the **th** words and practice.

15 Draw the meaning of the tongue twister.

My Progress

  Watch and speak with your partner.

What do you do for...?

What do you eat on...?



I eat...



I play...



I look for...



I celebrate...



I wear costumes...



LESSON 2

1   Watch and listen.

72

MY FAVORITE PARTY

What is your favorite celebration?

I love New Year's Eve!




We have dinner, eat grapes and lentils for good luck.




Great! And you Mathew?



I like Christmas! We talk, have dinner, and open presents.



And you Richard? What is your favorite celebration?



I love them all!




2  Complete.



3  Watch the video.

 7



4  Complete with true (T) or false (F).

- ___ We go back to school in May.
- ___ Halloween is in October.
- ___ The last month of the year is January.
- ___ Winter starts in June.
- ___ There are 10 months in a year.
- ___ Christmas is in February.

Spring starts
in September!



5 ✂ Cut and paste the celebrations in each month.

✂ p. 147

January	February	March
April	May	June
July	August	September
October	November	December

6 Listen and read.

73



Chilean Traditional Food

Sopaipillas Recipe



There are many traditional Chilean dishes such as cazuela, empanadas, mote con huesillo, pastel de choclo and sopaipillas. Sopaipillas are my favorite. Here is the recipe:

Ingredients

- 2 cups of flour
- 1/2 teaspoon of salt
- 2 tablespoons of butter
- 1/2 cup of cooked and mashed pumpkin
- Oil for frying



Instructions

- 1 Mix the flour and salt.
- 2 Add the butter and mashed pumpkin.
- 3 Work the dough until it is soft.
- 4 Cut the dough into circles.
- 5 Heat oil in a pan and fry the sopaipillas.



7 Number the instructions.











1   Watch and listen.

 74

The Shoemaker and the Elves




1



2



3



4

I am making a new pair of shoes.



5

Wow! Once again!



6

Who is helping us?

Let's hide and watch tonight.



7

Who are they?



8

Let's make warm clothes for them!



9

The shoemaker and his wife are happy and never poor again.

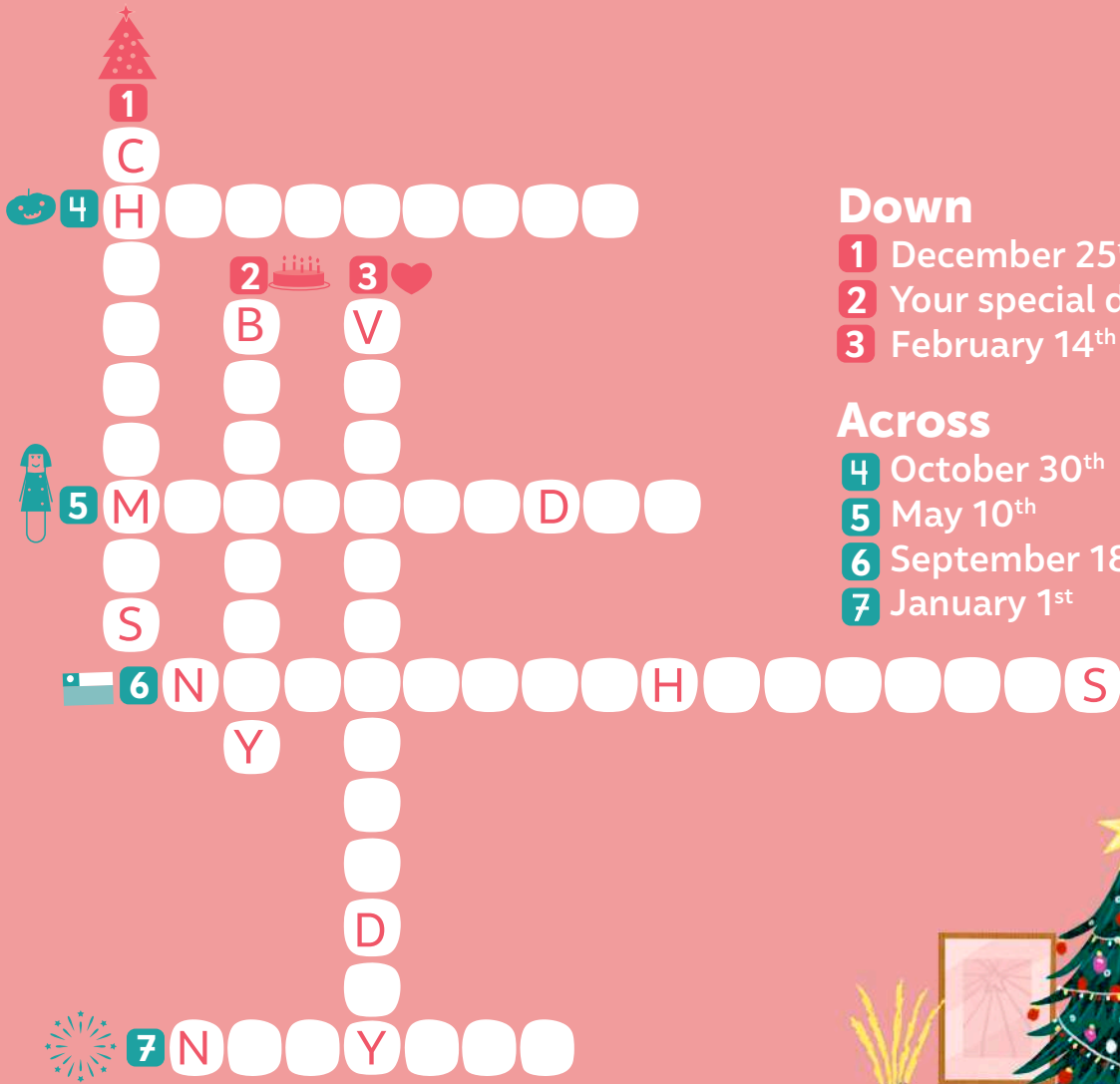


10

GAME

1  Find the celebrations.

Crosswords



Down

- 1 December 25th
- 2 Your special day
- 3 February 14th

Across

- 4 October 30th
- 5 May 10th
- 6 September 18th
- 7 January 1st

2  Make a sentence with each celebration.



QUIZ



1  Match the sentences with the pictures.



I wear a costume

I hug my family

I have dinner with my family

2  Listen and number.

75

- ☐ On Halloween, I wear special costumes.
- ☐ On my birthday, I play with my friends.
- ☐ On Christmas, we open presents.
- ☐ On New Year's Eve, we hug.

3  What is your favorite celebration and why?

- My favorite celebration is _____.
- It is in _____ (month).
- I like it because _____.

MUSICAL INSTRUMENTS



triangle

guitar

violin

drums

1   Listen and point.

76

2   Point and say.

trumpet

tambourine

recorder

piano

Unit goals

- Recognize instruments.
- Say how to play instruments.
- Talk about music we like.
- Talk about favorite song.





LESSON 1

1   Watch and listen.

 77

THIS IS OUR BAND!



2 Match.



3 Listen, number and write.

 78



He plays the drums.



She plays the _____.



He plays _____.



She _____.



_____.



_____.

4   Listen and match.

guitar ●

trumpet ●

triangle ●

tambourine ●

drums ●

violin ●


recorder ●



 79

5 Listen and color.

80



6 Complete with the color.

- a. The recorder is _____.
- b. The violin is _____.
- c. The trumpet is _____.
- d. The guitar is _____.

7 Listen and sing.

 81

Play the guitar, strum and sing,
Play the piano - ding ding ding!
Take your trumpet, blow some air,
Music is magic everywhere!



Let's play, let's play, come along,
Violins and trumpets in our song.
Drums go boom, recorders go high,
Triangle rings to the sky!



Play the violin, soft and sweet,
Play the trumpet with a jazzy beat.
Tap the drums, ba-da boom boom boom,
Spin around and make some room!



We love music, yes we do,
Let's play together - me and you!

8 Listen and repeat.


 82



Y

y

Yanet plays a yellow ukulele.
Yes! Yanet likes music.

9  Listen and repeat. Then ask.

83

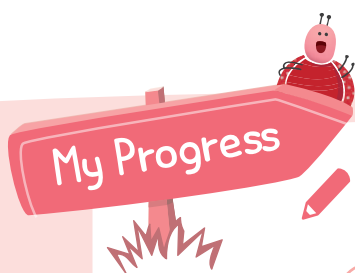
What do you
want to play?




I want to play
the guitar.

10  Ask four classmates about their favorite instrument.

Name	Musical instrument



 Draw and complete.



My favorite instrument is _____.





LESSON 2

1   Listen and read.

84

TUNE IN!



2  Answer.

Where is
the mouse?

The mouse is....



3   Watch and sing.

 8



4   Watch again and circle.

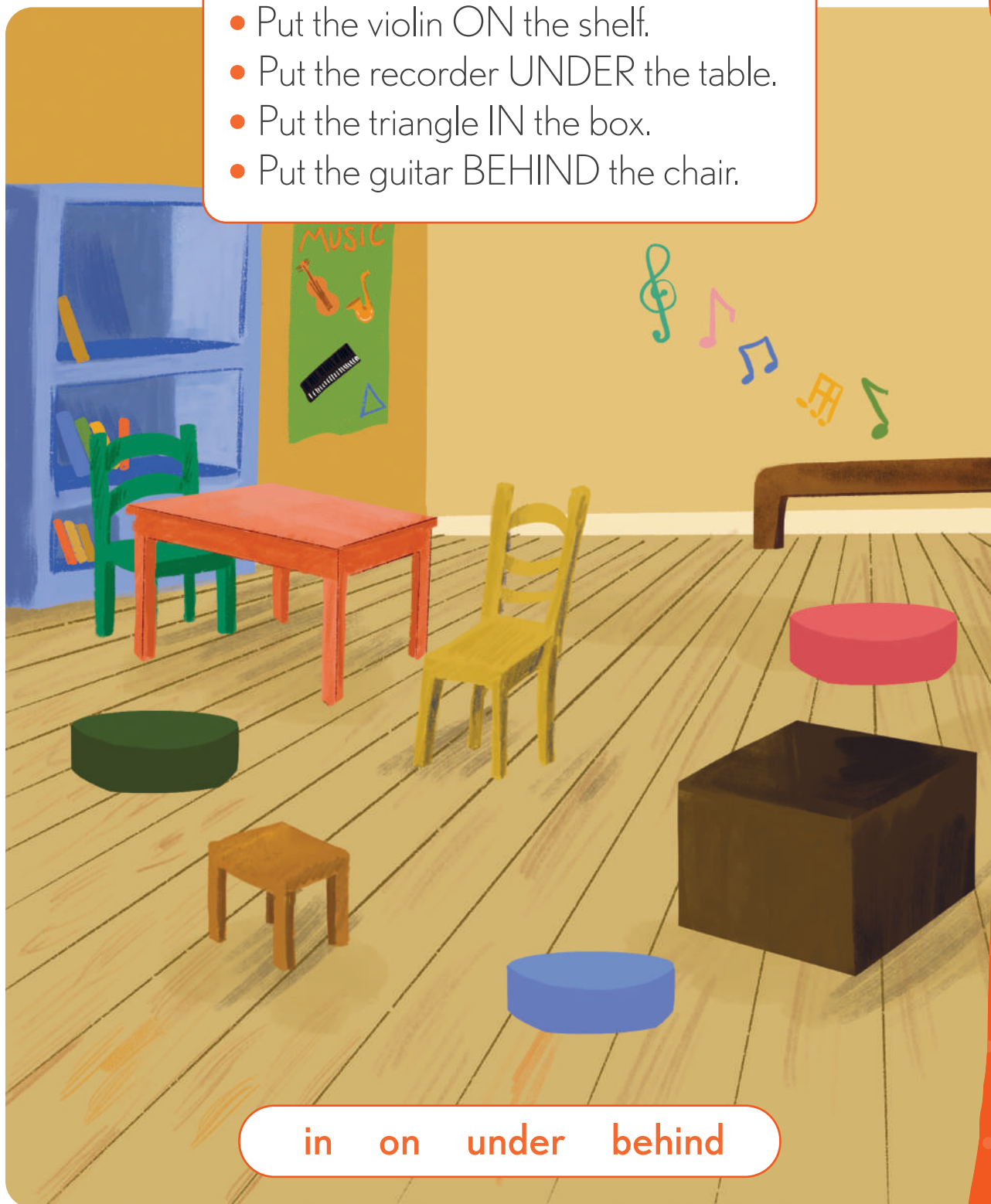


5 ✂ Cut and paste.


p. 149

Let's order the instruments!


- Put the violin ON the shelf.
- Put the recorder UNDER the table.
- Put the triangle IN the box.
- Put the guitar BEHIND the chair.




in on under behind

6  Listen and name the instrument.

85

7  Mime and guess. Then say it.



8  How do you feel?

- The drum is loud.
- The violin is high.
- The piano is soft.
- The recorder is high.
- The guitar is loud.
- The trumpet is high.

I feel happy.

I feel calm.


I feel excited.

I feel nervous.

1   Watch and listen.

 86

The Bremen Town Musicians



1



2



3

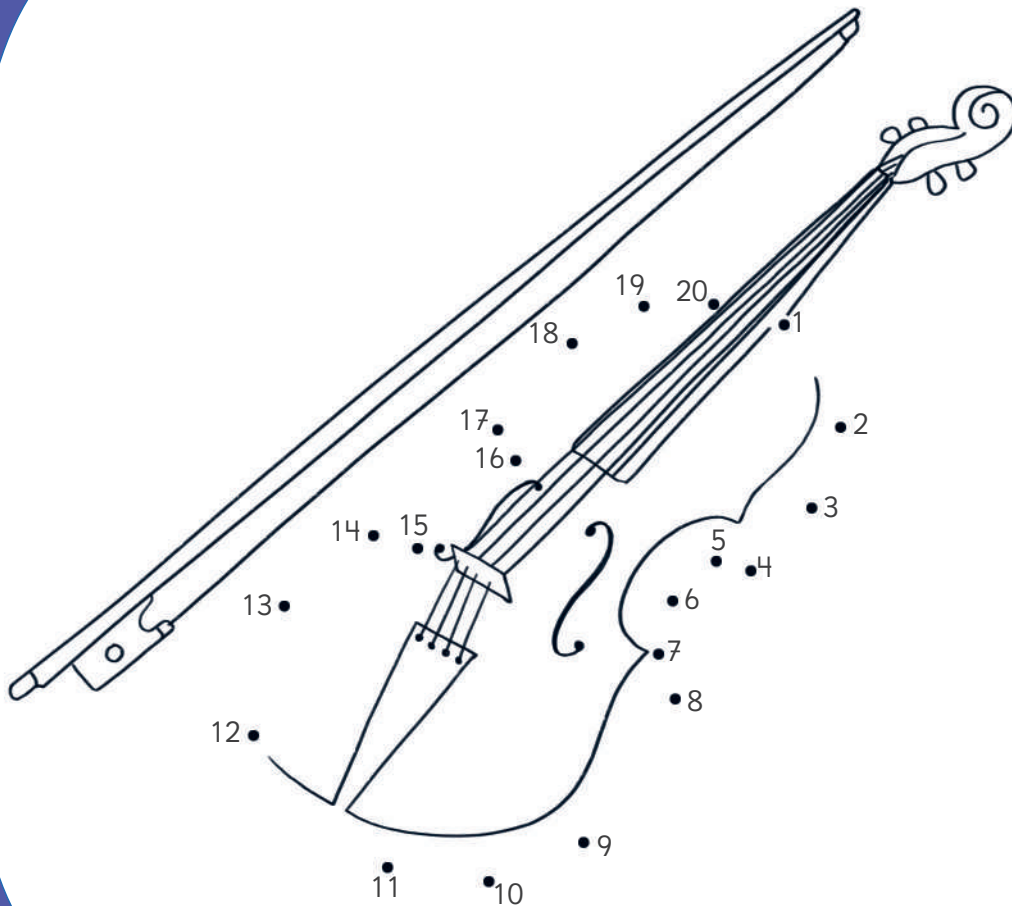


4



GAME

1  Complete, color and say!



It's a _____


QUIZ

1   Listen and number.

87



2   Watch and circle.



a. Where is the guitar?
It's **behind / on** the chair.

b. Where is the triangle?
It's **on / behind** the chair.

c. Where is the recorder?
It's **under / in** the case.

d. Where is the trumpet?
It's **under / on** the piano.

CUTOUTS

✂ UNIT 2, Lesson 1, Activity 5, page 25.



✂ UNIT 2, Lesson 2, Activity 5, page 30.



CUTOUTS

✂ UNIT 3, Lesson 2, Activity 6, page 46.



CUTOUTS

✂ UNIT 4, Lesson 2, Activity 9, page 62.









CUTOUTS



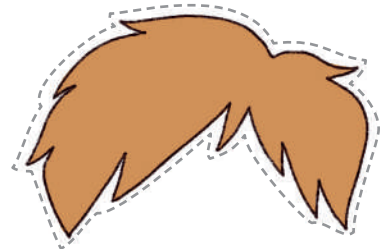







CUTOUTS

✂ UNIT 5, Lesson 2, Activity 5, page 78.

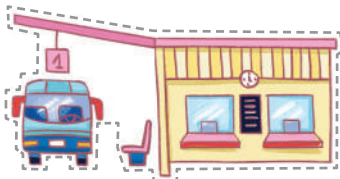




CUTOUTS





CUTOUTS

✂ UNIT 6, Lesson 2, Activity 5, page 94.



CUTOUTS

✂ UNIT 7, Lesson 2, Activity 5, page 110.




CUTOUTS

✂ UNIT 8, Lesson 2, Activity 5, page 126.



✏ Color and name.



es una obra colectiva elaborada por el Equipo de Textos Escolares de la Unidad de Currículum y Evaluación (UCE) del Ministerio de Educación de Chile.

Colaboraciones externas

Apoyo en coordinación

Daniela Muñoz Pérez

Apoyo en elaboración de contenidos

Magdalena Greswell Balbontin

Claudio Jaramillo Yanquepe

Carolina Zárate Castel

Apoyo en diagramación

María Jesús Moreno Guldman

Ilustración

Antonia Berger Gómez

Sandra Conejeros Fuentes

Diego Donoso Suazola

Paulina Leyton Pérez

Antonia Roselló Rodríguez

Paz Salgado Peters

Soledad Sebastián Ortega

Mathias Sielfeld Rojas

Producción de material audiovisual

Emilio González Neira

Diego Rojas Reyes

Filgud SpA

Fotografías

Freepik

Pixabay

Unsplash

Pexels

Wikimedia Commons

Primera edición

Diciembre de 2025

ISBN 9789564130798

Se terminó de imprimir esta 1ª edición de 181.374 ejemplares en el mes de enero del año 2026.

Impreso en Chile por A Impresores.

