


nombre \_\_\_\_\_

curso \_\_\_\_\_

fecha \_\_\_\_\_

**PAUTA ACTIVIDADES: LECTURA Y REPRESENTACIÓN DE NÚMEROS MENORES A 20**


1. Cuente cuántos elementos hay y escriba el número varias veces.




8 8 8 8 8 8 8 8 8



15 15 15 15 15 15 15 15



12 12 12 12 12 12 12 12




18 18 18 18 18 18 18 18




20 20 20 20 20 20

2. Cuente y escriba en el círculo la cantidad de elementos que hay en cada caso:


a




12




18



7




10




20


b




6




12



10







15

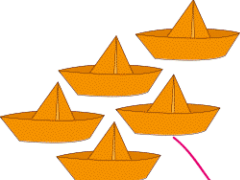






8



3. Dibuje elementos de acuerdo al número que se indica en cada recuadro:

<p>14</p> 	<p>20</p> 
<p>17</p> 	<p>13</p> 

4. Cuente cada grupo de figuras y una con su respectivo número:

		
<p>12   16   18   8   5</p>		
		

5. Cuente los elementos y una con el número que corresponde:



15

10

16

14

12