

PDF exclusivo

para uso

Ministerio de Educación

Propiedad Sanitaria N° 10.200.000.000



Student's Book

English 4th grade

Brendan Dunne - Robin Newton

Welcome!



Edición especial para el Ministerio de Educación.
Prohibida su comercialización.



PDF exclusivo

para uso

Ministerio de Educación

Propiedad Santillana - Marzo 2020

English

4th
grade



Brendan Dunne

B. Mus. University of Wales
PGCE, Roehampton Institute

M.A. in Teaching English to Young Learners, University of York

Robin Newton

B. Sc. in Social Policy, University of Bristol
PGCE, Roehampton Institute
M.A. in Teaching English to Young Learners,
University of York

Student's book

Familia tipográfica: Helvetica Neue LT / Playtime WHT / Print

English 4th grade has been adapted from the course Beep by Richmond under the direction of

RODOLFO HIDALGO CAPRILE

Editorial team:

Deputy director: Cristian Gúmera Valenzuela

Senior editor: Marcelo Cárdenas Sepúlveda

Editor: Manoli Camacho Ángeles

Editorial assistant: María Constanza Casacuberta
Ana Linares Borges

Authors: Brendan Dunne

B. Mus. University of Wales
PGCE, Roehampton Institute
M.A. in Teaching English to Young Learners,
University of York

Robin Newton

B. Sc. in Social Policy, University of Bristol
PGCE, Roehampton Institute
M.A. in Teaching English to Young Learners,
University of York

Collaborators: Mariana Muñoz Zolotoochin
Javiera Palma Dabed
Paula Contreras Soto
Brian Mitchell

Head of design department: Verónica Román Soto

Design and layout: Andrea Iturra Tapia

Production: Rosana Padilla Cencever

Documentation: Cristian Bustos Chavarría

Music and recordings: Riera Sound, Suená Estudio

Song lyrics: Brendan Dunne and Robin Newton

Illustrators: Alins Illustration: Sonia Alins;
Gloria Celma, Marina Gómez Mut,
Juan Diego Molina Jiménez

Beehive illustration: Moreno Chiacchiera, Jim Peacock

Photos: © Manufacturas Artesanía Española S. L.,
Shutterstock, Getty Images

Quedan rigurosamente prohibidas, sin la autorización escrita de los titulares del derecho de autor, bajo las sanciones establecidas en las leyes, la reproducción total o parcial de esta obra por cualquier medio o procedimiento, comprendidos la reprografía y el tratamiento informático, y la distribución en ejemplares de ella mediante alquiler o préstamo público.

La editorial ha hecho todo lo posible por conseguir los permisos correspondientes para las obras con derecho de autor que aparecen en el presente texto. Cualquier error u omisión será rectificado en futuras impresiones a medida que la información esté disponible.

© 2019, by Santillana del Pacífico S. A. de Ediciones.
Avda. Andrés Bello 2299, piso 10, Providencia, Santiago (Chile).
PRINTED IN CHILE. Impreso en Chile por RR Donnelley Chile.

ISBN: 978-956-15-3475-9 – Inscripción n° 310.680
Se terminó de imprimir esta 1ª edición de 203.260 ejemplares, en el mes de diciembre del año 2019.
www.santillana.cl infochile@santillana.com

Santillana® es una marca registrada de Grupo Santillana de Ediciones, S. L. Todos los derechos reservados.

Presentation

Welcome to fourth grade!

The aim of this book is to help you in your process of learning English.

We hope you are happy to learn. We'll have tons of fun together!



Contents

Welcome
back!

Page 8

Unit **1**
Time for
school

Page 12



Unit **2**
Where are
you from?

Page 24



Unit **3**
Months

Page 36



Unit **4**
My town

Page 52



Unit 5

Let's eat

Page 64



Unit 6

Minibeasts

Page 76



Unit 7

Space

Page 92



Unit 8

Summer camp

Page 104




Your Student's book contains all the core work for the year divided into 8 units.



Use the Activity book to practise and reinforce what you learned in the Student's book.



You will have three unit reviews that will help you assess what you have learned!



Knowing your book

The titles will help you follow and enjoy your book.

Welcome back!

These pages will introduce the characters of the book. They will be the guides in your process.



Icons



This icon shows that you need to do the activity in your personal notebook.



This icon shows that you need to do the activity with your classmates.



This icon shows that you will have fun and role-play some activities with your classmates.



This icon shows that you will listen to an audio to complete an activity, or sing and chant!

Activity book Page 5

You will find extra practise in the Activity book.

IMPORTANT: Do not write in this book. Do the activities in your personal notebook.

Presentation

At the beginning of each unit you will see pictures with new vocabulary reinforced with listening tasks.

Unit goals

Unit 1 Time for school

Presentation

- Look and answer.
 - Which days do you have Maths, English, and Science?
 - Which is your favourite day at school?
- Listen and sing.
- Ask your classmates.
 - Do you like music?
 - Yes, I do.

Unit goals

- Talk about school subjects.
- Identify school objects.
- Describe rooms at school.
- Read a cartoon story.

Activity book Page 13

Unit 2

That's Raff Raff. He plays the guitar in Shreene's band!

Hello! Can I help?

Dad helps to fix the car.

Hello!

Look, Lucy it's Shreene Shine!

Hi! I'm from France. He speaks French and Spanish, but he doesn't speak English.

Here are three tickets for my concert.

Er! Merce!

Lucy is ready now.

And thank you to Lucy and Tom!

Now we can go to the concert. Thank you!

And look! Tom likes Shreene Shine now.

10 Role-play your favourite scene with you class.

Stop and think!

Think about the story and answer.

- It was hard to understand because...
- I need help with...
- I understand. I can help my classmates.

Activity book Page 19

Unit 2 • Where are you from? 29

Stop and think! and Reflect!

This section will help you evaluate your understanding.

This section will help you think about some situations in your everyday life.

Lesson 2 CLIL

15 Read, listen, and make a green space in your classroom.

Plastic products can take over 450 years to biodegrade.

- 20-30 years
- 150 years
- 200 years
- 450 years

To respect nature and all organisms, we have to take care of our resources and change our habits.

How can we help?

- Reuse** objects to expand their life span.
- Reduce** the consumption of single-use products.
- Recycle** waste to transform it into new products.

Create an environmental poster!

Make a recycling spot with your class!

Reflect

- What can we do to change our habits to take care of our planet?

Activity book Page 13

Think back! and Review

At the end of each unit you will play a game with your classmates that will help you assess what you've learned.

Think back!

17 Play with your classmates.

Start!

Where are you from?

Describe.

Say the country.

Name a country you want to visit.

Say the country.

What country is this?

Say part of the tongue twister.

What country is this?

Say the country.

Spell!

Finish!

Describe.

Unit 2 • Where are you from? 35

Review

Student's book Page 40

12 Learn the riddles and play.

I'm long, but I'm not a snake. I'm made of wool, and you wear me when you're cold. What am I?

It can get wet, but it doesn't float. It protects you from the rain. It's a c _ _ _

Think back!

Complete your unit exit ticket.

3 things that I learned: _____

2 things that I enjoyed: _____

1 question that I have: _____

Unit 3 • Months

1 Listen and sing. 

Here we are in school again,
It's great to be with all my friends.
Hello, hello and how are you?
I'm very well, thanks! How about you?

Lots of brilliant things to do,
Reading, writing, playing too.
Lots of brilliant things to see,
I've got all my friends with me.





2 Read, listen, and ask.  




3 Read and answer.

What's Beep doing?



4 Why is Robby worried about the time?

5 Play a game.



6 Listen and number. 5

- A Yes, I've got a cat.
- B I'm ten years old.
- C It's football.
- D It's T-A-B-L-E.
- E It's half past three.
- F My name is Mark.



7 Read, ask, and answer.

Have you got a pet?

Yes, I have.

How do you
spell chair?

What's your
favourite sport?

What time is it?



8 Look and say.



9 Read, transform, and write. Follow the example. 

Hello! My name **(be)** Ana.
Hello! My name **is** Ana.

I **(be)** ten years old.

I **(has)** a cat and a parrot.

My mum **(has)** got two sisters.

Stop and think!

Read and answer about the activities.

It was hard to understand because...



I need help with...

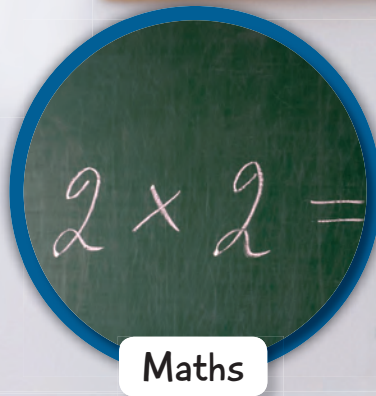
I understand.
I can help my classmates.

Unit 1

Time for school


Presentation

1. Look and answer.
 - a. Which days do you have Maths, English, and Science?
 - b. Which is your favourite day at school?
2. Listen and sing.  6
3. Ask your classmates. 
 - Do you like music?
 - Yes, I do.





English



Music



Science



IT

Unit goals

- Talk about school subjects.
- Identify school objects.
- Describe rooms at school.
- Read a cartoon story.

1 Listen, read, and role-play.

Olga: Hello, Dan, what have you got today?

Dan: It's Monday. I've got Science and PE.

Olga: Have you got Music?

Dan: No, I haven't. I've got Music on Friday.

Olga: Me too!

Dan: What have you got Olga?

Olga: I've got English and IT.

Dan: Have you got Maths?

Olga: Yes, at nine o'clock.

Dan: Look! It's nine o'clock now!

Olga: Oh yes! Bye, Dan!

Dan: Goodbye, Olga!



2 Read and ask.

Monday	Tuesday	Wednesday	Thursday	Friday
Science	Spanish	Science	Maths	Maths
Music	PE	IT	English	Spanish
English	Maths	English	Art	PE



3 Listen and say the schoolbag. 



4 Read and say True or False.

My favourite day

Hi! My name's Alice. My favourite day is Thursday.

In the morning, I've got IT and Music . IT is my favourite subject.

I like playing games and writing stories on the computer.

In Music lessons, I like playing the guitar.

In the afternoon, I've got Science.

I like studying plants .

After school on Thursdays, I go swimming with my friends. It's a fantastic day!



1. Alice's favourite day is Tuesday.
2. Her favourite subject is IT.
3. She's got Music in the afternoon.
4. She doesn't like playing the guitar.
5. She likes studying plants.
6. After school, she goes to the tennis club.

Lesson 1 Production

5 Listen and chant.



Here's our classroom. Can you see?
We're learning Maths, my friends and me.

In the gym we jump and climb.
We all have a fantastic time!

In the library, there are books.
Come with me and take a look!

The dining room is where we meet,
When it's time for us to eat.

My favourite subject is IT,
The computer room's the place for me!

We go to the playground every day,
To see our friends and run and play!

6 Say and guess.

Here you can
play the recorder
and sing.



It's the music
room!



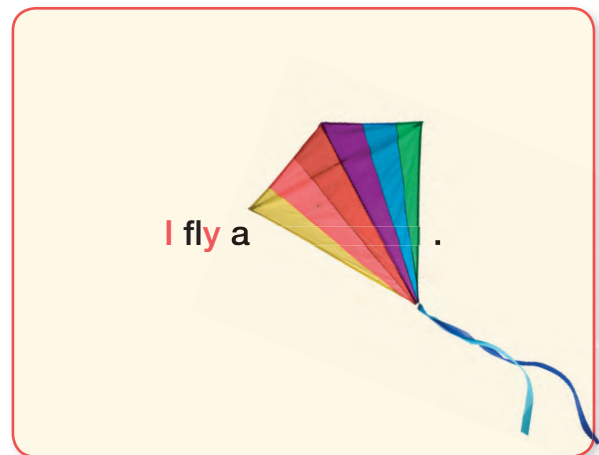

7 Listen and say.  10

Mike is very cool,
he rides a bike to school.
On Fridays he recycles,
and doesn't waste his food.

During cold July,
Mike eats apple pie.
In Science and IT,
he drinks a cup of tea.



8 Read and say the following sentences.



Find and say!



9 Read and listen to the story. 11

What is Karim looking for?

It's half past nine and Karim is late for school. The headteacher isn't happy.



The children aren't in the classroom.



Karim's class aren't in the gym. He hasn't got PE today.



Karim is in the music room. There are children playing the recorder.



Karim is in the library. There are lots of books.



Karim goes to the computer room but they aren't there.



It's time for the class photo. Look at the big camera!



Karim shows the photo to his mum. She doesn't like it.



Retrieved from Beep 4.

10 What can Karim do to be on time?

Stop and think!

Think about the story and answer.

It was hard to understand because...

I need help with...

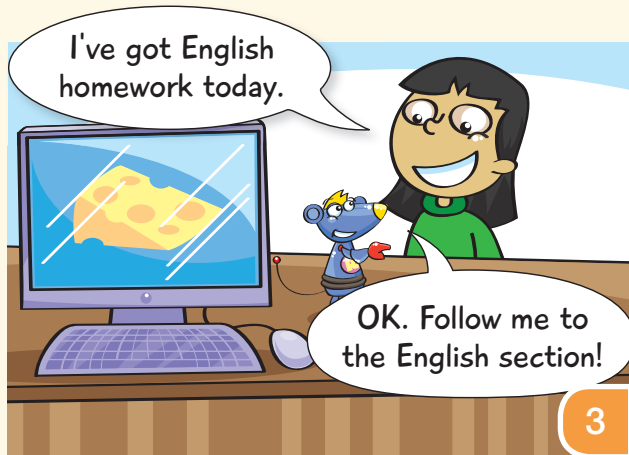
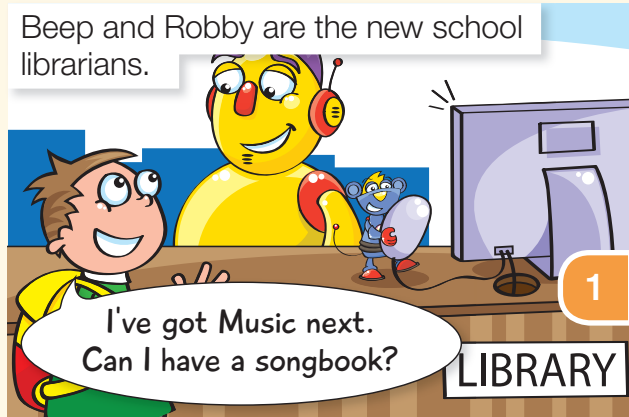
I understand.
I can help my classmates.

Lesson 2 Beep's world

11 What elements can you see?

12 Read and answer.

What books does Beep need?



13 Draw the next part of the story.



Here Robby
saves Beep.

14 Write brief answers.



Are Beep and Robby good librarians? Why?

What can Beep and Robby do to be better librarians?



Reflect!

- Do you go to the library?
- What books can you find at your school's library?

15 Read, listen, and make a green space in your classroom.

Plastic products can take over 450 years to biodegrade.



20-30 years



150 years



200 years



450 years

To **respect** nature and all organisms, we have to take care of our resources and change our habits.

How can we help?

Reuse objects to expand their life span.

Reduce the consumption of single-use products.

Recycle waste to transform it into new products.



Create an environmental poster!



Make a recycling spot with your class!



Reflect!

- What can we do to change our habits to take care of our planet?



16 Play with your classmates.



What room is this?



Say your favourite subject!

Start!

What have you got today?



Say what you've got on Friday!

Which word has the ai sound?
Recycle
Music


What room is this?



Say what you've got on Monday!

Finish!

I can say and describe the school rooms.



Guess: You can play, run, and have fun here!

What have you got today?




Name one way to recycle.

What word has the ai sound?
PE
Science

What room is this?



I know how to use a timetable.





Guess: You eat lunch here!

Unit 2

Where are you from?


Presentation

1. Look and answer.
 - a. Do you know someone from another country?
 - b. Can you name a country not present in the picture?
2. Listen and sing.  14
3. Ask your friends. 

Mexico



Chile



USA



Italy



UK



Spain



France



Ireland



China



Unit goals

- Talk about countries and languages.
- Interact with classmates.
- Describe people.
- Tell a joke.

1 Listen, read, and role-play. 15

Karim: Hi, my name's Karim.

Tania: Hello, I'm Tania.

Karim: Where are you from?

Tania: I'm from Italy.

Karim: Do you like skateboarding?

Tania: Yes, it's my favourite sport.

Karim: Look! He's skateboarding with his hands.

Tania: That's Mickey Moon. He's fantastic!

Karim: Where's he from?

Tania: He's from the USA.

Karim: And look at that girl. She's jumping!

Tania: Yes, that's Rosie Ryan. She's from Ireland.

Karim: She's brilliant!



2 Look, ask, and guess.

Where are you from?

How old are you?

Are you Daniel?


I'm from the UK

I'm 10

Yes, I am!



Matt
USA 9




Trinidad
Chile 9




Jean
France 11



Kim
China 10



Daniel
UK 10



Rosario
Mexico 10

3 Read and listen. Say True or False.  16



a

My name is Nico. I'm from Italy.
I speak Italian and English.



b

I'm Marta. I'm from Spain.
I speak Spanish and English.



c

My name is Jia. I'm from China.
I speak Chinese, English,
and Spanish.



d

I'm Ahmed. I'm from France.
I speak French, English,
and Arabic.

4 Read and write about you. 

Hello Friends!
My name is Sam.
I'm 10 years old.
I'm from the USA. I speak
English and French. I like
playing the guitar.
Please write to me!

Hi! My name is Alicia.
I'm from Mexico.
I speak Spanish and
English. I like listening to
music and writing.
Please write to me!

Lesson 1 Production

5 Listen and chant. 17



Paul

Paul is from France.
He likes painting,
and swimming in the sea.

Flor likes skiing,
and singing songs.
She's from Italy.



Flor



Ling


Ling is from China.
She likes cycling,
and reading comics too!

Marc likes dancing.
He's from Spain.
What about you?



Marc

6 Read and match the pictures to the descriptions.



1. Annie is from the UK. She likes taking photographs.



2. Roberto is from Chile. He likes surfing.



3. Jean Paul is from France. He likes playing basketball.



4. Molly is from Ireland. She likes listening to music.

Sounds



7 Listen and say. 18



Jane and Jake,
are from the USA.
They'll take a plane, one way,
to Spain to skate.



Will Jake and Jane skate
when they arrive in Spain
by plane?



8 Read and say.

What did a plate say to the
other plate?
Dinner is on me!


Why did the boy cross the
playground?
To get to the other side!

Find and say!



9 Read and listen to the story. 19

What makes Lucy go to the concert?



1

Lucy likes listening to music and dancing. Her favourite singer is Sheena Shine. Sheena is from Mexico and she's very clever. She can speak Spanish, English, and French.



2

Sheena Shine is singing on Saturday!

Can we go to the concert, Dad?

Tom doesn't like Sheena Shine.

Everybody likes Sheena Shine. There are no tickets left.



3

Sorry, Lucy, we can't go to the concert.

Lucy is very sad. She wants to go to the concert.



4

Look at that car, Dad.

Er!

That's Riff Raff. He plays the guitar in Sheena's band!

Hello! Can I help?

5

Riff is from France. He speaks French and Spanish, but he doesn't speak English.

Dad helps to fix the car.

Hello!

Look, Lucy, it's Sheena Shine!

6

Here are three tickets for my concert.

Er! Merci!

7

Now we can go to the concert. Thank you!

Lucy is happy now.

And thank you to Lucy and Tom!

8

And look! Tom likes Sheena Shine now.

Retrieved from *Beep 4*.

10 Role-play your favourite scene with you class. 😊 😞

Stop and think!

Think about the story and answer.

It was hard to understand because...

I need help with...

I understand. I can help my classmates.


Lesson 2 Beep's world

11 Look at the story and name the food.

12 Read and answer.

What types of food are Beep and Robby exploring?



13 Order and copy the sentences. 

A

Here's some ice cream from Italy!

B


Come on, Robby, I'm hungry!

C

Beep and Robby are at an International Food Festival.

D

Be careful! They're chillies.

14 Choose the correct answer. 

Robby loves:

- a. cheese.
- b. chillies.
- c. spaghetti.

Beep likes:

- a. spaghetti.
- b. chillies.
- c. ice-cream.

Reflect!

- Why is it important to learn about other cultures?



15 Read and listen.  20

Do you know that the migrant population in Chile is growing? Migration is a big factor in making countries grow culturally and economically. Most of the immigrants come from:



16 Research about a country's culture and make a flyer.  Choose one of these topics.

- Language
- Food
- Dance
- Celebrations

Reflect!

- What is different between Chile and a foreign country? What's the same?
- Now that you know about another culture, how can you help build empathy?



17 Play with your classmates.



Start!

Where are you from?



Describe.



Tania 9



Say the country.



Name a country you want to visit.

Say the country.



What country is this?

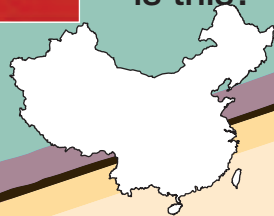


Name two things that you like.

Say the country.



What country is this?



Say the country.



Spell!



Luis 10

Finish!



Describe.



Say part of the tongue twister

Unit 3 Months

Presentation

1. Look at the picture and answer.
 - a. Which is your favourite month? Why?
 - b. Which are your favourite dates of the year?
2. Listen and chant. 
3. Ask your classmates. 
 - When's your birthday?
 - It's in February.

January

May

February

June

March

July

April

August

September

November

October

December

SEPTEMBER

1 2 3 4 5 6 7 8 9 10 11 12 1 2 6 1 2 3

SUN MON TUE WED THU FRI SAT

	1	2	3		5	6
7	8	9	10			13

Unit goals

- Role-play a dialogue.
- Identify months of the year.
- Talk about the seasons.
- Read and listen to a cartoon.

1 Listen, read, and role-play.



Olga's cousin is visiting for Christmas. His name's Ricky and he's from Australia.

Olga: Hi, Ricky! Do you like Christmas?

Ricky: Yes, I do. But in Australia it's hot and sunny at Christmas.

Olga: Oh yes? **What do you wear?**

Ricky: I wear shorts and a T-shirt.

Olga: Oh! I wear a jumper at Christmas. What do you eat?

Ricky: My family have a big barbecue. I eat sausages and salad.

Olga: Oh! I don't eat salad at Christmas. I eat turkey, vegetables and potatoes. **Where do you go?**

Ricky: I go to the beach with my family. I swim in the sea.

Olga: Fantastic! I want to go to Australia at Christmas!



2 Ask a classmate and write.




1. What do you wear in January?
2. What do you wear in July?
3. Where do you go in August?
4. Where do you go in December?
5. What do you eat on Christmas?

What do you wear in July?

I wear a sweater.



3 Listen and say the month. 




February



July



October



December

4 Write your own calendar. 

January



Go to the beach.

February



Swim in the sea.

March



Go to school.

April



Play football.

May



Ride a bike.

June



Have some soup.

July



Wear a hat.

August



Wear a jumper.

September



Go to the park.

October



Wear a T-shirt.

November



Wear shorts.

December



Eat ice cream.

5 Listen and sing.  25

Seasons come, seasons go,
some bring rain and some bring snow.
Some bring wind and some bring sun.
Which is your favourite one?

In the spring, there's lots of rain.
All the flowers come out again.
In the summer, there's no school.
We go swimming in the pool!

In autumn, all the leaves fall down,
red and yellow, orange and brown.
In winter, when the cold winds blow,
we go skiing in the snow!



6 Talk about your favourite season. Follow the example. 



Hello! I'm Luisa.
My favourite season is spring.
I like flowers and baby animals.
I wear shorts.
I ride my bike and fly a kite in
the park.



My favourite
season is...





7 Listen and say. 



Remember, remember,
November, December,
Summer and spring
A T-shirt you'll bring.

Remember, remember,
We will have bad weather.
In June and July
We'll have a grey sky.



8 Look and order the sentences. 

a. it very November cold is in .


It is very cold in November.

b. to vest Remember wear your .

c. do bed go you When to ?

d. in get the dressed I morning .

Find and say!



9 Read and listen to the story. 27

What are the children wearing?

Hi Mum! It's winter here. It's snowing!

It's very hot here today. I don't like summer!

1

Ricky is talking to his family in Australia on the computer. It's summer in Australia.

The children are going ice-skating in the park.

I like your skates, Tom!

Ricky, don't forget your scarf! And Olga, don't forget the hot chocolate!

2

Look at the footprints! It's a snow monster. They are very big.

Oh no! There are snow monsters here!

3

Tom wants to scare Ricky.

Be careful, Ricky!

Ice-skating is difficult!

4

Lucy and Olga are having fun but Karim doesn't like ice-skating.



Retrieved from *Beep 4*.

10 Who's the snow monster?

Stop and think!

Think about the story and answer.

It was hard to understand because...

I need help with...

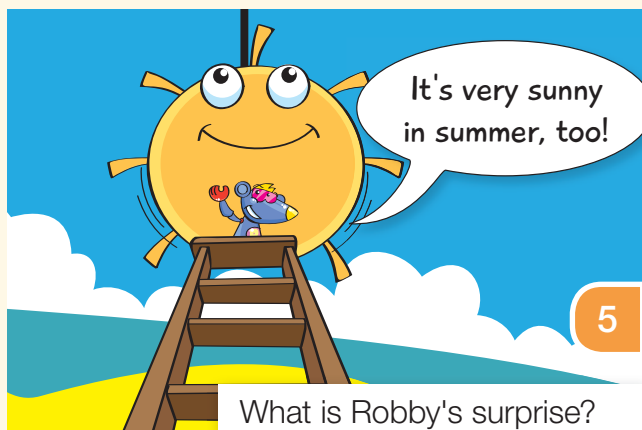
I understand. I can help my classmates.

Lesson 2 Beep's world

11 Look at the pictures. Which season is it?

12 Read and answer.

What's Robby wearing?



13 Look at the story and write short answers.



How does  feel before the surprise?

What's  's surprise for Beep?

What activity can you do when it snows?

14 Read and answer.

In which scene do Robby and Beep sunbathe?

In which scene does Robby paint his room?

In which scene is Beep sick?

Reflect!

- How do you take care of an ill friend?

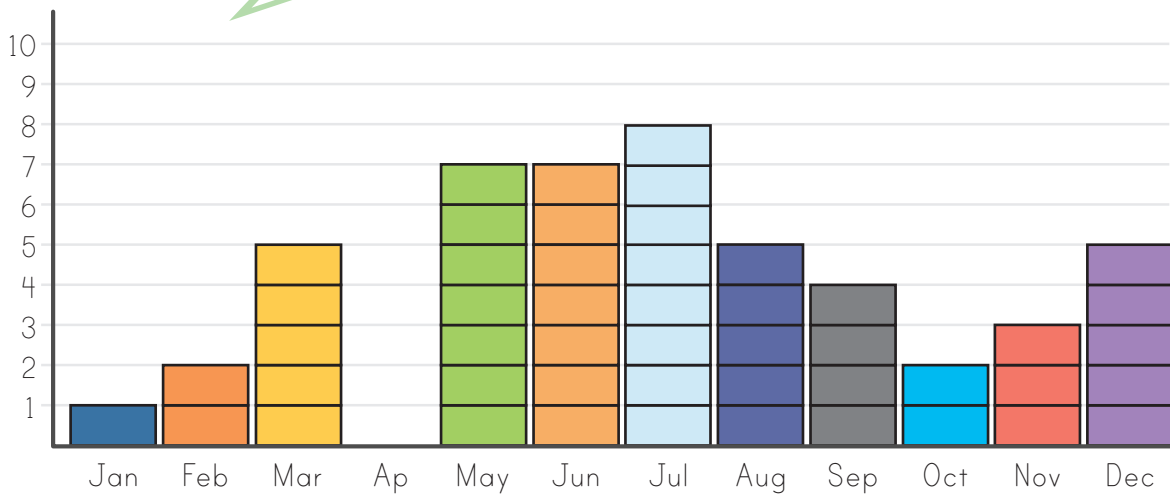


15 Do a survey about birthdays and a bar chart with the answers.




Months	Tally marks	Total	Months	Tally marks	Total
January			July	###	8
February			August	###	5
March	###		September		4
April			October		2
May	###		November		3
June	###		December	###	5

When's your birthday?
It's in July!



Reflect!

- What's the month with the most birthdays in your class?
- What can you use surveys for?



16 Play with your classmates.



Start!



When do you start school?

Which is month number 1?

When do you have summer holidays?



What's this?



Which is month number 12?

When do leaves fall?



Which is month number 8?

What's the cold season?



What's this?



When do flowers bloom?



Finish!

When do we celebrate Christmas?

What's your favourite season?

What's this?



What's the hot season?



It's review time!

1 Ask a classmate.

- | | |
|------------------------------------|-----------------------------------|
| a. What have you got on Wednesday? | d. What have you got on Thursday? |
| b. Do you like PE? | e. Have you got Art on Tuesday? |
| c. Have you got English on Monday? | f. Do you like Music? |

What have you got on Wednesday?


I've got Spanish, and Maths.



2 Read and role-play with a classmate.



She likes taking photos. She's from the USA. Who is she?



3 Read and write about your favourite month.

Hi, my name's David.
My favourite month is March. I go to school and I see my friends again.
After school, I do homework and play computer games.
My birthday is in March. I have a party.



4 Play a game.



When's
your
birthday?



Say!



spring
summer

...
...

Have
you got
Science
on
Tuesday?

What
have you
got on
Friday?

Where is
she?



Where
do you
go in
August?

Where's
he from?



What's
your
favourite
school
subject?

March
April

...
...

Where are
you from?

Say!



July
August

...
...


Where's
she from?




What
do you
wear in
January?

Where is
he?









Unit 4 My town

Presentation

1. Look at the pictures and answer.
 - a. Point and say the places you can find in your town.
 - b. Which one is your favourite? Why?
2. Listen and sing.  29
3. Listen and say the place.  30



train station



shopping centre



cinema



museum



swimming pool



zoo




hospital



park

Unit goals

- Learn the places in a town.
- Make plans.
- Understand facts about a town.
- Say a tongue twister.

1 Listen, read, and role-play.  31 

Ricky: Hello Karim. Is there a swimming pool in your town?

Karim: Yes, there is. Do you like swimming?

Ricky: Yes, it's my favourite sport. Is there a zoo?

Karim: No, there isn't, but there's a big park.

Ricky: Is there a museum?

Karim: Yes, there is.

Ricky: Is there a cinema?

Karim: Yes, there is. Do you like films?

Ricky: Yes, I like superhero films.

Karim: Me too! Let's go to the cinema later.



2 Look at the picture. Cover and ask. 

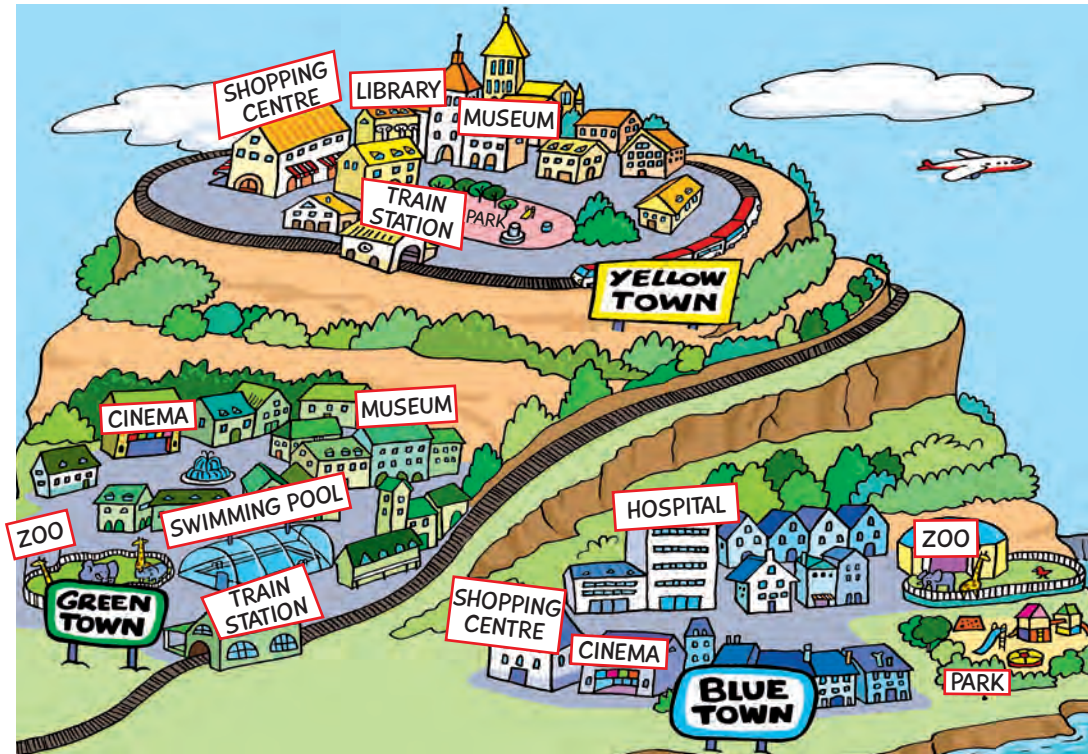


Is there a hospital?

No, there isn't.



3 Listen and say the town. 



4 Read and say True or False.

- a. There isn't a library in Green Town.
- b. There's a hospital in Yellow Town.
- c. There's a cinema in Blue Town.
- d. There isn't a zoo in Green Town.

5 Look and ask. 



Do you live in a town?

No, I live in a city.

Lesson 1 Production

6 Listen and chant. 33

What shall we do today?
Tell me, what shall we do?
Let's go to the science museum!
You can come too!

What shall we do today?
Tell me, what shall we do?
Let's go to the swimming pool!
You can come too!

What shall we do today?
Tell me, what shall we do?
Let's go to the shopping centre!
You can come too!



7 Look and read. Make plans with a classmate.

It's windy.



It's sunny.



It's raining.
What shall we do today?

Let's go to the museum!

It's raining.



It's snowing.





8 Listen and say.  34



Luke adores the **z**oo.

He likes **m**usic too.

Luke **v**isits the **z**ebra.

And plays for her
the **k**azoo!

Can you play **m**usic too?



9 Choose words from the box to complete the sentences. 

music **z**ebbras pu**z**zles **z**oos
wiz**z**ards flower**s** rose**s**

a. Sussy plays music for bees.

b. Zoe brings ? to her cousin.

c. Ana likes ? and ?.

d. Zack makes paper ?.

Find and say!




10 Read and listen to the story. 35

Can the children touch what is in the museum?




Dad is reading a newspaper. Lucy and Tom don't want to watch TV.



Dad likes museums. They are going to the science museum. Tom phones Karim and Olga.



Karim has got his camera. He's taking a photo.



Oh no! Olga is scared of spiders. But Lucy likes the robots.



The magnets help Lucy to fly.



Lucy has got a new T-shirt. She thinks museums are fun now!

Retrieved from *Beep 4*.

11 Which is your favourite museum? Why?

Stop and think!

Think about the story and answer.

It was hard to understand because...

I need help with...

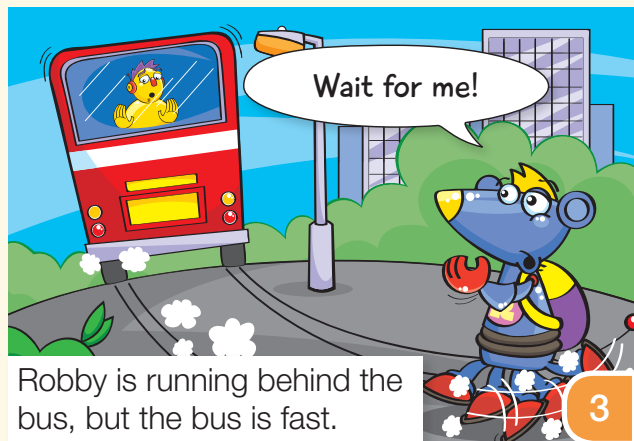

I understand. I can help my classmates.

Lesson 2 Beep's world

12 Predict what happens in the story.

13 Read and answer.

Where are Beep and Robby going?



14 Choose the best title for the story.

A

Helping Robby

B

Doing sports is good

C

Robby misses the bus

D

Beep is alone

15 Complete the text.



Robby ? on the bus.

Robby **isn't** on the bus.

Beep and Robby are at the ?. They are going to the ? centre.

Robby is ? behind the bus, but the bus is ?.

Reflect!

- How can you avoid getting lost?



16 Look, ask, and write the coordinates.



	Swimming pool		Train station
	Park		Museum
	Zoo		Airport
	Hospital		Restaurant
	Cinema		School
	Shopping centre		Fun fair

	A	B	C	D
1				
2				
3				

Where's the swimming pool?



It's in C3.

Reflect!

- Why are maps important?



Think back!

17 Play with your classmates.



Finish!

Name two places in a town.




Is there a swimming pool?

I need new shoes.

I'm at the ...

What word has the **z** sound?

- a. Puzzle.
- b. Soda.



What's this?

Make plans:

It's



Let's...



What's this?

Start!

It's snowing.

Let's ...

Say your favourite place in your town.

Make plans:

It's



Let's...

We want to watch a movie. We should go to the ...



Is there a train station?

Say two words with the **z** sound.

What's this?



Presentation

1. Look and answer.
 - a. What are the children doing?
 - b. Which is your favourite food?
2. Listen and sing.  37
3. Look and ask. 
 - What are your favorite types of food?
 - Ham, soup, and salad.



soup

burger

toast

rice

salad

eggs

cereal



vegetables

ham

meat

Unit goals

- Say the name of different food.
- Say the meals of the day.
- Ask about food.
- Listen to a story.
- Play a game.
- Sing songs and chants.

1 Listen, read, and role-play.



Lucy: Are you hungry?

Tom: Yes, I am.

Lucy: Me too! Let's eat!

Tom: How much is the soup?

Lucy: It's four euros, fifty cents.

Tom: How much is the salad?


Lucy: It's three euros, seventy-five cents.

Tom: How much is the ham sandwich?

Lucy: It's two euros, ninety cents.

Tom: Perfect! I've got two euros, ninety cents!

Lucy: And I've got five euros. OK, the ham sandwich for you and the soup for me!



2 Listen and chant.



Can I have an apple?

Can I have a cake?

Can I have a sandwich?

And a big milkshake?

Can I have a pizza,

With ham and cheese?

And can I have an ice cream?

Please! Please! Please!



3 Read about Andrea's meals.

I have breakfast at eight o'clock. I have cereal, milk, and a banana for breakfast. I have lunch at school, at half past one. I have meat, vegetables, and yoghurt for lunch. I have dinner at seven o'clock. I have soup and toast for dinner.



4 Ask your classmates about their meals.



What do you have for breakfast?
 What do you have for lunch?
 What do you have for dinner?



5 Ask about the prices of food.



How much is a piece of cake?

It's €4.25 euros.




Lesson 1 Production

6 Complete the menu and play a game.  

Menu	Price		Price
	?		?
	?		?
	?		?



7 Write about your meals and tell your classmates. 





8 Listen and say. 40

Can I have a sandwich,
with salad and ham,
and carrot and apple,
and strawberry jam?

9 Listen and say. 41

What's orange and
sounds like parrot?
A carrot!

Why did the man
eat apples at the
bank?
Because he wanted
to eat rich food.

Find and say!



10 Read and listen to the story. 42

What are the ingredients in Tom's sandwiches?

1

Today is the School Fete. Karim and Tom are on the sandwich table. Egon Ronald, the famous TV chef, is visiting the school.

Tom is making the sandwiches.

2

Can I have a cheese sandwich, please?

Here you are!

Later that day...

3


How much is that?

Three euros and ninety cents!

4

Can I have a ham and salad sandwich, please?

Oh no! There's no salad!



Retrieved from *Beep 4*.

11 Do you like cooking? What can you cook?

Stop and think!

Think about the story and answer.

It was hard to understand because...

I need help with...

I understand. I can help my classmates.


Lesson 2 Beep's world

12 What do Beep and Robby want to eat?

13 Read and answer.

Who does Robby help?


Beep and Robby are having dinner in a restaurant.



Now Robby's meatball is under the table.



Oh no! Robby's meatball is escaping.



Stop that burglar!



Thank you, Robby.





14 Choose a title for the story.

Robby and the meatball save the day!

Beep eats a salad

Robby eats meatballs

15 Look at the pictures and change the story. 



Reflect!

- Why can't you eat food if it falls on the floor?
- What do you think of throwing away food? Is it correct?



16 Use cardboard papers to make your favourite food. Then, present.



Step 1 Decide the food you want to make.

Step 2 Decide the colours and any other material you need.



glue



scissors



cardboard papers

Step 3 Cut and make your food!

Step 4 Talk about your favourite food.

My favourite food is a burger. It's 2.80 euros.



Reflect!

- Why is it not healthy to eat hamburgers every day?
- What are the benefits of eating fruits and vegetables every day?



17 Play with your classmates.



Start!

How much is it?



€3.75

What's this?



Go forward one space.

What's this?



Go back two spaces.

What's this?



Go back two spaces.

What's this?



Say a word with **a** sound!

Can _____ soup?



Can _____ sandwich?



How much is it?



€3.20

Say what you have for breakfast.

How much is it?





€3.30

Say your favourite food!

Finish!

Unit 6 Minibeasts

Presentation

1. Look and answer.
 - a. Where can you find these minibeasts?
 - b. Are you afraid of minibeasts? Why?
2. Listen and sing.  44
3. Say and guess. 
 - It's pink. It can't fly.
 - The worm!




spider



worm




bee



ant



snail



dragonfly




butterfly



grasshopper



ladybird



centipede

Unit goals

- Learn the names of minibeasts.
- Describe minibeasts.
- Talk about minibeasts.
- Learn about herbivores, carnivores, and omnivores.

1 Listen, read, and role-play.



Teacher: Do you like grasshoppers, Olga?

Olga: Yes, they're my favourite minibeasts!

Teacher: How many legs have they got?

Olga: They've got six legs. They can jump and walk.

Teacher: How many wings have they got?

Olga: They've got four wings. They can fly.


Teacher: How many antennae have they got?

Olga: They've got two antennae.

Teacher: How many eyes have they got?

Olga: They've got two big eyes. Are grasshoppers your favourite minibeasts too?

Teacher: No, my favourite minibeasts are butterflies.



2 Read and listen. Say True or False.



1

They've got four wings. They can fly.

2

They've got two eyes and a mouth. They haven't got ears.

3

They've got 6 legs. They can walk.

4

They've got two antennae. They can smell flowers with them.

5

They've got a sting.

6

They make honey.



3 Guess the insect. 




4 Listen and sing.  47



The garden is my favourite place. I like to smell the flowers, and watch the little minibeasts, for hours and hours and hours.

There's a ladybird behind a leaf, and spiders in the trees. Frogs and goldfish in the pond, and lots of ants and bees.

I like to sit down on the grass, and look up at the sky. I listen to the buzzing bees, and watch the clouds go by.

5 Look and ask. 

Where's
the bird?



It's in
the tree!



6 Read, correct, and say. 



They've got **four**
legs and two small
antennae.

They've got four
wings and a **short**
body.




They've got one
shell and two **legs**.

They've got **two**
wings and six legs.





7 Listen and say.  48



John and Ron near the pond,
Sitting on a log.
Don't put on your sock, John.
Look! There's a frog!



8 Read and say. 

Rob has a little fox in a box.
His name is Bob the fox.
Mother says: Bob the fox has to go
back home!
Now Rob is sad, he will miss his little fox.
He takes Bob back to his log and
comes back home.
Mother and father say: Surprise Rob!
A cute little dog!
Rob says: Thank you! His name is Bob
the dog!




Find and say!



9 Read and listen to the story. 49

What minibeasts do the children find?

Tom and Karim have got Art today. They are making models. Karim invents a new minibeast!



Later that day in the school garden ...



Olga is looking under a leaf. Lucy is looking behind a tree. There are lots of flowers.




Lucy is taking a photo.





The next day an expert visits the school.



Everyone likes Karim's model minibeast. He wins a prize.



Retrieved from *Beep 4*.

10 What is Karim's minibeast like?

Stop and think!


Think about the story and answer.

It was hard to understand because...

I need help with...

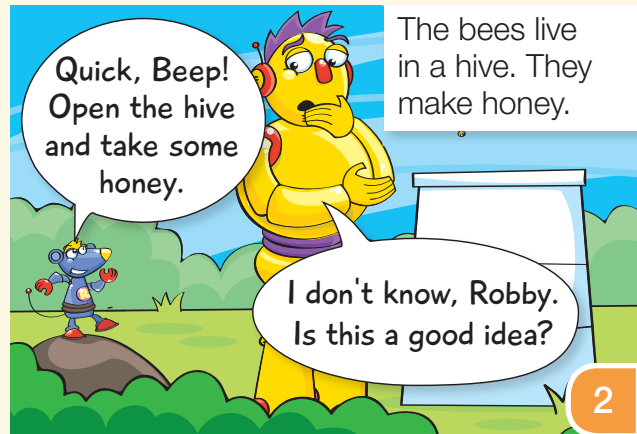
I understand. I can help my classmates.


Lesson 2 Beep's world

11 Look at the pictures and tell the story to a friend. 

12 Read and answer.

Why is Beep scared of the bees?



13 Read and order the paragraphs. 


 jumps into the pond to escape the  .
 They are very angry now.

The  live in a hive. They make honey.

The  are chasing  . He's really scared now.

 and  are having breakfast.

Now the  are angry. They don't like  taking their honey.

14 Identify the extra word and write the correct sentence. 

Now the bees are angry **hungry**.

Now the bees are **angry**.

The bees frogs are chasing Beep.

He's really bored scared now.

Beep jumps into the pond flowers to escape the bees.

Reflect!

- What do you like to eat for breakfast?
- Why is playing with bees dangerous?



15 Read and learn about producers, consumers, and decomposers.

Producers

Every food chain begins with a producer. Plants are producers. They make their own food.

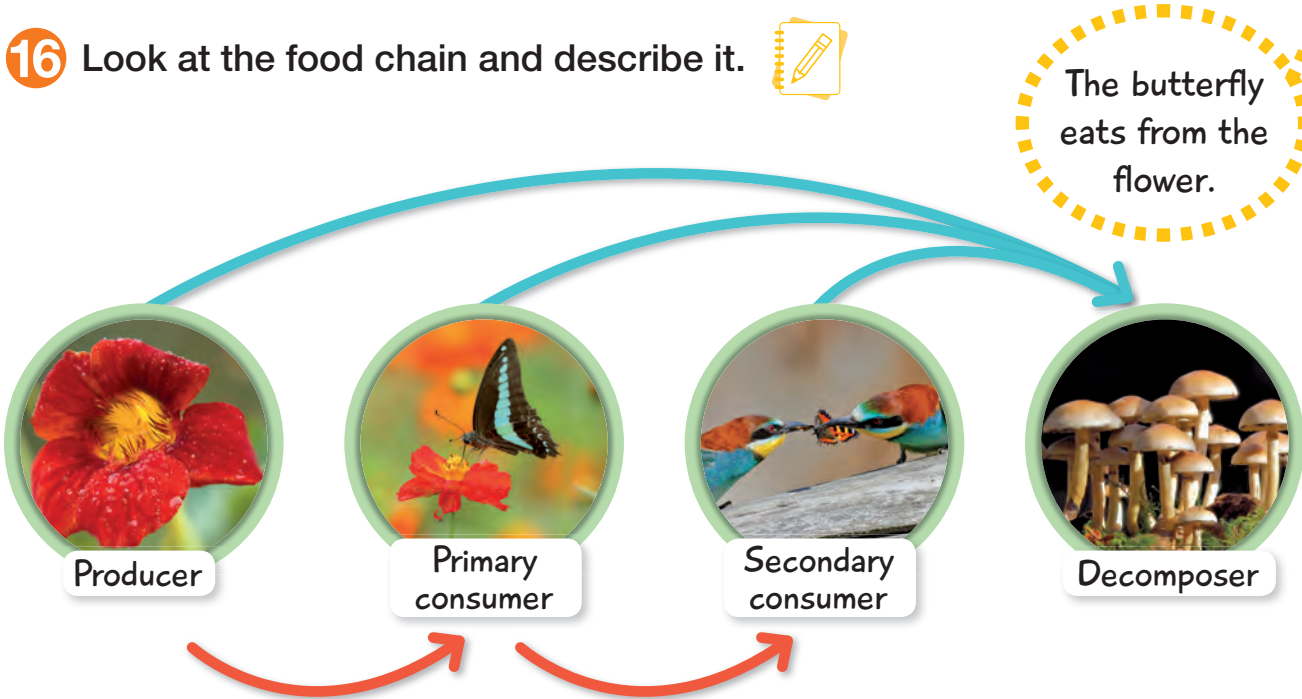
Consumers

Living things that hunt, gather, and eat their food are called consumers. Consumers eat to gain energy. There are three types of consumers: primary, secondary, and tertiary.

Decomposers

They break down dead plants and animals. They put nutrients back into the soil.

16 Look at the food chain and describe it.



Reflect!

- What happens if we remove the butterfly from the chain?



17 Play with your classmates.



Start!



A dragonfly has a _____ body.



Where's the butterfly?

Describe!



Say two words with the **o** sound.

Describe!



A bee has got _____ wings.

What's a producer?

Where's the frog?



What's a consumer?

Is it a...
a. Centipede
b. Grasshopper



A worm hasn't got _____.

Describe!



Is it a...
a. Herbivore
b. Carnivore




Finish!





Where's the spider?


It hasn't got legs. It has a big shell. It's a...






It's review time!

1 Ask a classmate. 


- a. Is there a library in your town?
- b. Is there a swimming pool in your town?
- c. It's  . What shall we do today?
- d. Is there a cinema in your town?
- e. It's  . What shall we do today?




2 Complete Luis' daily meals description. 

In the morning I have  and eggs for ?,
and then I go to school. I have a  and
 , for ? at 12 o'clock. Finally, I have
 and  for dinner and then I go to
sleep.



3 Look at the minibeasts and describe them. 



4 Play. 

<p>Say and spell!</p> 	<p>Is there a cinema in your town?</p>	<p>How much is the soup?</p> 	<p>What do you have for breakfast?</p>
<p>Is there a museum in your town?</p>	<p>They've got ... They haven't got</p> 	<p>Say and spell!</p> 	<p>Say five insects.</p>
<p>How much is the burger?</p> 	<p>Say six foods.</p>	<p>where's the bee?</p> 	<p>How many legs have spiders got?</p> 
<p>Say and spell!</p> 	<p>In my town there's a...</p>	<p>Say!</p> 	<p>What do you have for breakfast?</p>



SHOPPING CENTRE

CINEMA




2


Unit 7

Space

Presentation

1. Look and answer.
 - a. What is the boy doing?
 - b. What is he using?
 - c. Do you like space? Why?
2. Listen and sing. 🎧 51
3. Ask in pairs. 👤
 - How do you spell planet?
 - P-L-A-N-E-T





planet



satellite



star



moon



spaceship

Unit goals

- Learn about space.
- Act out a simple dialogue.
- Enjoy a story about planets.
- Say a poem.

1 Listen, read, and role-play. 52

Karim: Hi, Olga! Who's this?

Olga: This is Emma Castro. She's a famous astronaut.

Karim: Does she work on a space station?

Olga: Yes, she does. She takes photos of space and she does experiments.

Karim: What does she eat?

Olga: She eats cereal, soup, and sandwiches. She doesn't eat salad. There aren't any fresh vegetables on a space station.

Karim: Does she wear a spacesuit in the space station?

Olga: No, she doesn't. She wears T-shirts and trousers.

Karim: Does she sleep in a bed?

Olga: No, she doesn't. She sleeps in a special sleeping bag.

Karim: Do you want to be an astronaut?

Olga: Yes, I do! I want to go to the Moon!



2 Look, ask, and answer.

- 6:00 get up
- 6:30 ride the exercise bike
- 7:00 have a shower
- 7:30 have breakfast
- 8:00 take photos
- 9:30 write emails
- 10:30 do experiments
- 12:00 have lunch



Does she have breakfast at seven o'clock?

✗ No, she doesn't.

Does she write emails at half past nine? ✓ Yes, she does.

3 Read and say the corresponding picture.

Free time on a space station

1 What does an astronaut do in the evening?

This is Robert Green. He's an astronaut from the USA and he lives on a space station. In the evening, he doesn't work. He reads books and listens to music.

2 What does an astronaut do on Sundays?

Robert doesn't work on Sundays. He plays cards with the other astronauts. He writes emails to his family and he watches movies. He doesn't watch TV. There isn't a TV on the space station.

3 What does an astronaut do at night?

Robert sleeps at night! He has a very special bed. It's not on the floor. It's on the wall and it has a zip. Why does Robert have a special bed? Because there's no gravity in space!



a



b



c

4 Listen and say True or False. 

Find and say!



5 Read and listen to the story. 54

Who's the alien?




1 Aunty Stella is visiting. She lives in the USA and she works at the Space Centre. She's got a present for Tom and Lucy. It's a telescope. Tom likes astronomy.



Olga is looking through the telescope.





Retrieved from *Beep 4*.

6 Retell the story with your class.



Stop and Think!


Think about the story and answer.

It was hard to understand because...

I need help with...

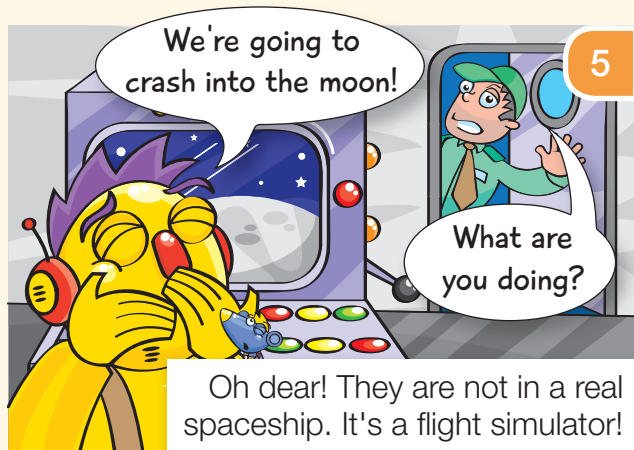
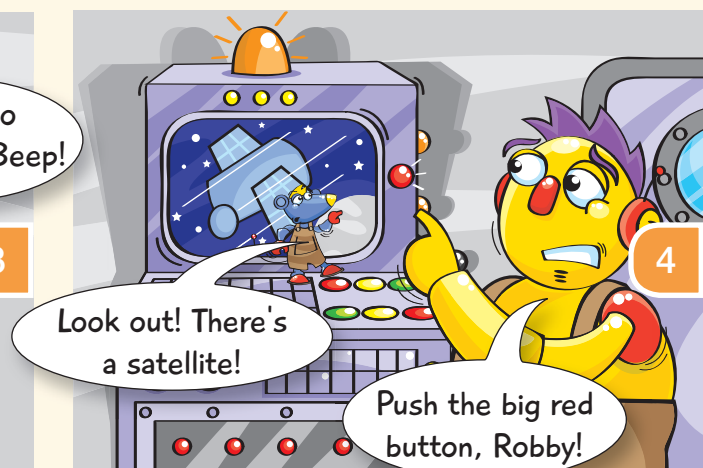
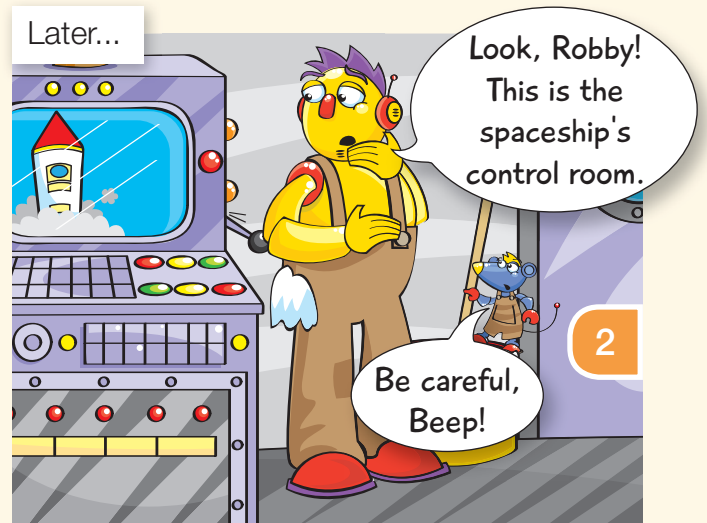
I understand.
I can help my classmates.


Lesson 2 Beep's world

7 Look at the pictures and guess what happens. 

8 Read and answer.

Where are Beep and Robbie?



9 Read and order the sentences. 



: We're going to crash into the moon!

**Oh dear! They are not in a real spaceship.
It's a flight simulator.**



**and  are working in the Space
Centre today.**



: Oh no! We're going into space!



: Quick! Do something, Beep!

Reflect!

- Is it important to carry out chores? Why?



10 Read and answer: Which planet do you like the most?



Sun

The Sun is a star. It is a big ball of gas. The eight planets go around it.

Mercury

It is very small.

Venus

It is very hot.

Earth

Life is possible here because there is air and water.

Mars

This is called the Red Planet. It has the tallest volcano in the Solar System.

11 Create a solar system.

a. Choose the size of the planets.



b. Paint the planets.





Jupiter

It is the largest planet. The red big spot is a storm!

Saturn

It has rings.

Uranus

It rotates on its side!

Neptune

It takes 165 years for it to go around the Sun!

c. Write the names.



d. Present it to your class.



- Did you enjoy your project?
- Was it hard?

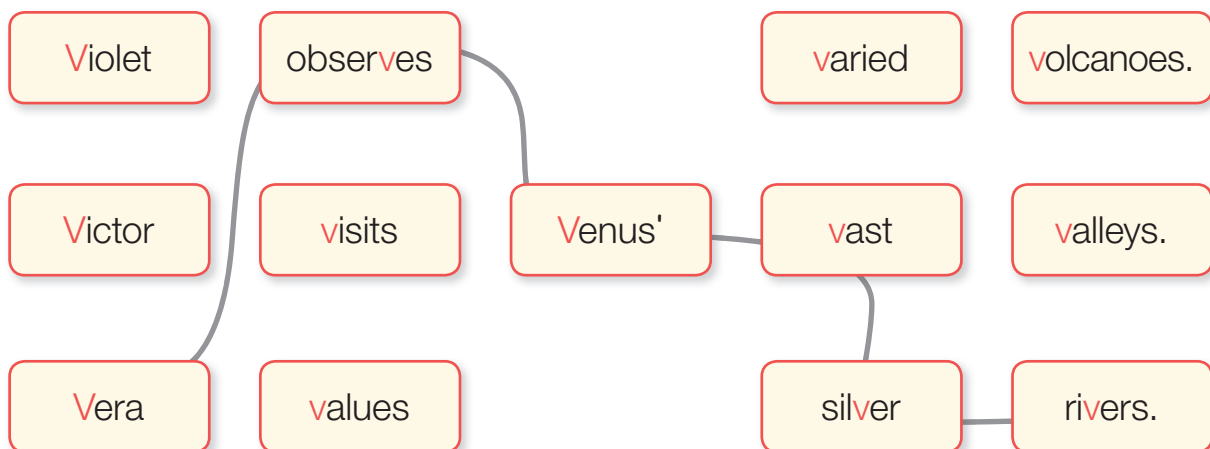
12 Listen and say.  55



Vincent loves Venus.
He likes it a lot.
He likes its round figure.
It's vast and it's hot.

During November
Venus is bright.
Vincent will watch it
all through the night.

13 Play and write.  



Think back!

14 Play with your classmates.



Finish!



What elements allow life on Earth?

Which planet is very small?

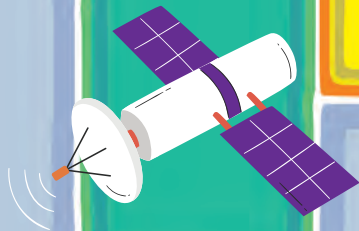
Say two differences between the Earth and Mars.

You fell into a black hole! You miss a turn.



Can you name all the planets? Do it!

Spell



How many planets are there in the solar system?

Which planet is very hot?



You fell into a black hole! You miss a turn.

Start!



What planet is this?

Look through a telescope. What can you see?

Where do astronauts sleep?



Can you recognize this planet?



Say two planets that start with **m**.

Spell




Unit 8 Summer camp

Presentation

1. Look and answer.
 - a. Where are the children?
 - b. What do you do during your summer holidays?
2. Listen and sing.  57
3. Listen and say the activity.  58



go horse riding



go climbing



play ball games



go trekking



cook sausages



tell stories



sing songs



go canoeing

Unit goals

- Learn about summer time.
- Make plans with a friend.
- Talk about my favourite activity.
- Sing a chant.

1 Listen, read and role-play.

Tom: Hi, Olga! Do you want to **play ball games**?

Olga: No, I don't. My legs are tired.

Tom: Do you want to **go trekking**?

Olga: No, I don't. My feet are tired.

Tom: Do you want to **go canoeing**?


Olga: No, I don't. My arms are tired.

Tom: Do you want to cook sausages?

Olga: Yes, I do. I'm hungry!

Tom: Fantastic! Let's eat!

Olga: Yes, and let's tell stories too!



2 Make plans with a classmate.

Do you want to tell stories?




No, I don't.




- Do you want to tell stories?
- Do you want to go climbing?
- Do you want to sing songs?
- Do you want to go canoeing?
- Do you want to play ball games?
- Do you want to go horse riding?
- Do you want to go trekking?



3 Listen and say the place. 

The lake	The mountains	The camp
		
Go canoeing. Go swimming. Go sailing.	Go horse riding. Go trekking. Take photos.	Tell stories. Sing songs. Play ball games.



Boy 1: I want to tell stories.

Boy 2: Go to the camp.

4 Read and say the place.

I don't want to take photos. I like sports. I want to go canoeing and swimming.



I like books and stories about magic. I want to tell stories with my friends.



I don't want to go sailing. I like animals. I want to go horse riding and take photos of birds.



Lesson 1 Production

5 Listen and say the chant.

We're going trekking in the woods,
So don't forget to pack,
A water bottle and a torch,
A raincoat and a snack.

And don't forget your compass,
And don't forget your map,
And if the weather's sunny,
Please don't forget your cap!



6 Play a guessing game.

Have you got a water bottle?

No, I haven't.

Have you got a snack?

Yes, I have.



7 Play Chinese whispers.



I've got a compass!

Sounds



8 Listen and say. 62



In Ancud I do different things:

Trekking, canoeing and running.



Swimming and climbing and riding my bike.



Drawing and painting and singing and playing.



These are the things that I like!

9 Replace the image with the correct word and write.

In Angol we go



and



outside.

I like



and



with my friends.

In England I enjoy



and



my bike.

Find and say!



10 Read and listen to the story. 63

What camping objects can you see?

SUMMER CAMP
CANOEING
HORSE RIDING
TREKKING IN THE WOODS
CLIMBING

What do you want to do today?
I want to go trekking in the woods!
Me too!

1
The children are at summer camp. They are going trekking today. The monitor is going with them.

The children are putting things in their backpacks.

I've got the compass and the map.
And I've got the water bottles and snacks.
I've got a phone for emergencies.

2

Where are we?
Oh no! The map!
Let's go this way.
No, it's this way.

3

Now, they are lost.

Where are we?
It's this way.
Woof!
What do you want, boy?

4



Retrieved from *Beep 4*.

11 Retell a scene from the story to a classmate.



Stop and think!

Think about the story and answer.

It was hard to understand because...

I need help with...


I understand.
I can help my classmates.

Lesson 2 Beep's world

12 What activities are Beep and Robby doing?

13 Read and answer.

Where's Beep?



14 Identify the wrong word and write the correct sentence.



: I want to go **trekking** today.



: I want to go **canoeing** today.



: I don't want to go **climbing**.



: I can swim **very fast**.



: **Oh, look! There's a frog!**

15 Look at the story and answer.



a. In what scene does Beep realise he will fall?

b. When do Beep and Robby split?

c. In what scene does Robby climb?

Reflect!

- Why is it dangerous to do outdoor sports alone?
- Why do you have to inform your family when you do outdoor sports alone?





16 Look and read the safety tips poster.

Trekking safety tips

- a. Hike during daylight.
- b. Wear special clothes.
- c. Wear sunscreen.
- d. Always carry a water bottle and snacks.
- e. Know the area.
- f. Stay in the group.



17 Create your own poster and share it with your class.



Sailing safety tips



Instructions:

Step 1. Discuss: What are the benefits of going outdoors? How do you stay safe?

Step 2. Gather the materials and create your poster.

Step 3. For more information, you can visit:

<http://www.chilevivesano.cl/noticias/beneficiosde-la-actividad-fisica>

https://ww3.achs.cl/portal/ACHS-Corporativo/Documents/DESCARGAR%20-VSS_Enero.pdf

Reflect!

- Why is it important to stay safe while doing these activities?



18 Play with your classmates.



Start!

Say two safety tips for sailing.

I want to go horse-riding and take photos. Where can I go?

What's this?



I have got a



What's this?



I have got



I want to play ball games. Where can I go?

Say two words with the **ing** sound.

Say two safety tips for trekking.



I have got a

I have got a



Name two benefits of going outdoors.

What's this?



Finish!

I want to go canoeing and swimming. Where can I go?

It's review time!

1 Copy and complete.



Saturday

- 8:30 get up
- 9:00 have breakfast
- 10:00 go to the swimming club
- 12:00 do homework
- 1:30 have lunch
- 3:00 read books
- 4:00 play football in the park
- 7:00 have dinner



- a. He plays football at ____.
- b. He does homework at ____.
- c. He has breakfast at ____.
- d. He ____ at seven o'clock.
- e. He ____ at half past one.
- f. He ____ at three o'clock.

2 Ask a friend.



- a. Do you want to go horse riding?
- b. Do you want to play ball games?
- c. Do you want to read books?
- d. Do you want to go to the beach?
- e. Do you want to go camping?
- f. Do you want to do homework?

Do you want to go horse riding?

Yes, I do.




3 Look, read, and complete the missing words.



Hi, I'm Claudia. I'm from Italy. This summer, I want to go to the mountains with my family. I want to go ? and ?. I don't want to go climbing. I don't like climbing. At night, I want to cook ? and tell stories with my cousins.

Your friend,
Claudia



4 Play with your classmates. 

<p>Say and spell!</p> 	<p>He ... breakfast at ...</p> 	<p>Do you want to go canoening?</p>	<p>Say and spell!</p> 
<p>Have you got a torch?</p>	<p>Say and spell!</p> 	<p>I want to...</p> 	<p>It's a big planet with rings. What's its name?</p>
<p>Does she have lunch at one o'clock?</p> 	<p>Name five planets.</p>	<p>She ... photos at ...</p> 	<p>Do you want to go trekking this summer?</p>
<p>Say and spell!</p> 	<p>Do you want to sing songs this winter?</p>	<p>I don't want to...</p> 	<p>Say!</p> 





This is the end of our school year.
We'll see each other again next year!
Go to page 62 of the Activity book
to complete your Language Passport.
See you soon!

Unit 1

pp. 18-19 Dunne, B., & Newton, R. (2012). *Beep 4*. Oxford: Richmond Publishing.

Unit 2

pp. 28-29 Dunne, B., & Newton, R. (2012). *Beep 4*. Oxford: Richmond Publishing.

Unit 3

pp. 38-39 Dunne, B., & Newton, R. (2012). *Beep 4*. Oxford: Richmond Publishing.

Unit 4

pp. 52-53 Dunne, B., & Newton, R. (2012). *Beep 4*. Oxford: Richmond Publishing.

Unit 5

pp. 62-63 Dunne, B., & Newton, R. (2012). *Beep 4*. Oxford: Richmond Publishing.

Unit 6

pp. 72-73 Dunne, B., & Newton, R. (2012). *Beep 4*. Oxford: Richmond Publishing.

Unit 7

pp. 84-85 Dunne, B., & Newton, R. (2012). *Beep 4*. Oxford: Richmond Publishing.

Unit 8

pp. 96-97 Dunne, B., & Newton, R. (2012). *Beep 4*. Oxford: Richmond Publishing.



Richmond



Let's learn English.
It's fun!

Good job!

You can do it.

TÓMALO
CON CUIDADO



NO DOBLES
SUS ESQUINAS
NI SAQUES HOJAS



GUÁRDALO
EN UN LUGAR
ADECUADO



NO LO MANCHES
CON COMIDAS,
BEBIDAS Y/O AGUA



NO LO RAYES
NI SUBRAYES

