


DÍA 21: COMPARA LOS NÚMEROS. COMPLETA EL CÍRCULO CON EL SIGNO CORRECTO.

Para comparar cantidades más grandes o mas chicas, usamos los signos $>$ y $<$ para indicar “menor que” o “mayor que” e “igual”.



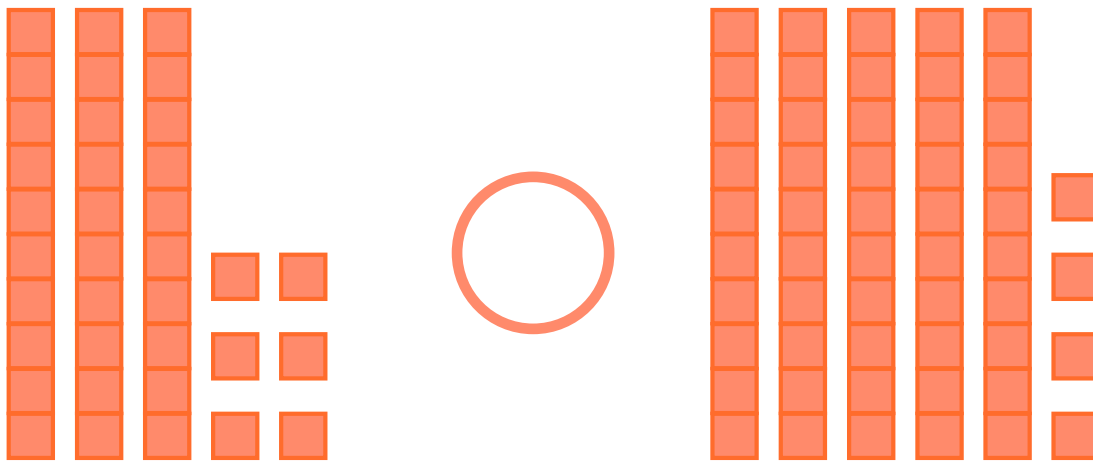
El 4 es mas grande que el 2.



El 3 tiene el mismo tamaño que el 3.

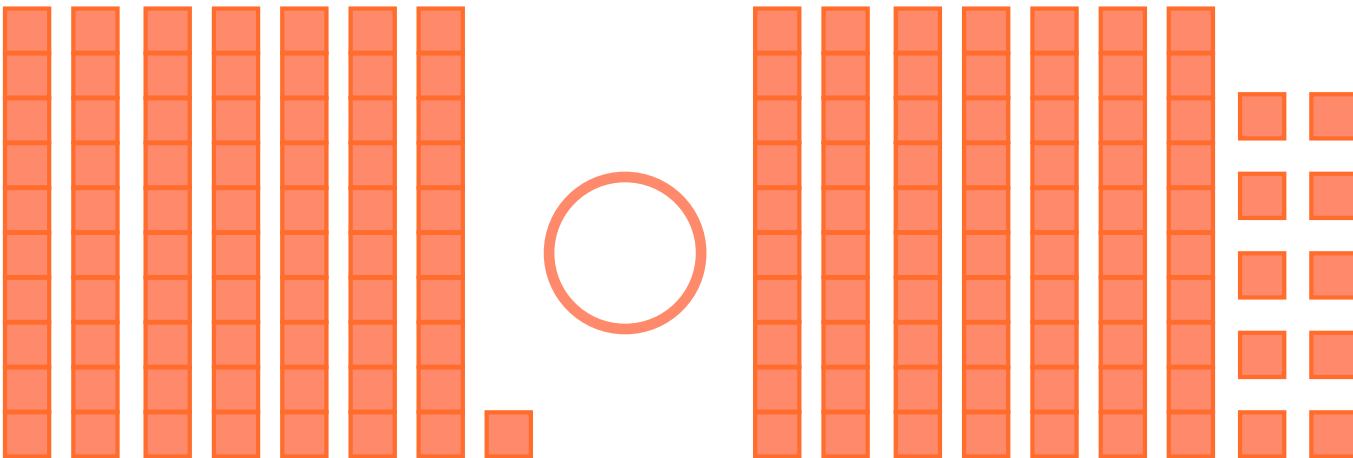


El 2 es mas pequeño que el 4



A diagram showing two groups of base ten blocks. The left group has 3 tens rods and 4 ones units. The right group has 5 tens rods and 2 ones units. A large empty circle is placed between the two groups for comparison.

Observa la cantidad de decenas.



A diagram showing two groups of base ten blocks. The left group has 7 tens rods and 1 one unit. The right group has 8 tens rods and 2 ones units. A large empty circle is placed between the two groups for comparison.

Si las decenas son iguales, observa las unidades .