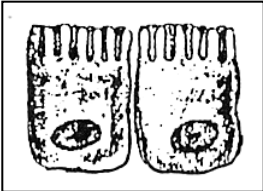
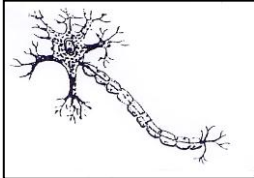

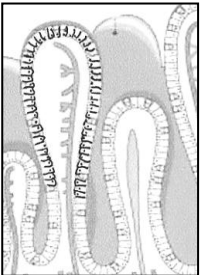
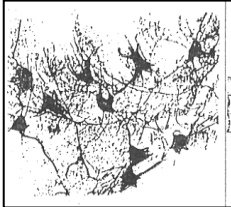

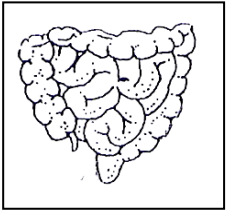
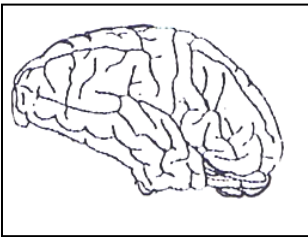
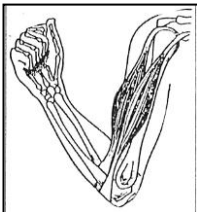
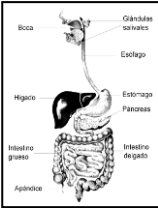
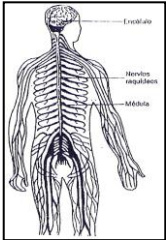



**PAUTA ACTIVIDAD: ¿CÓMO ESTÁ ORGANIZADO NUESTRO CUERPO?**

Nombre:.....

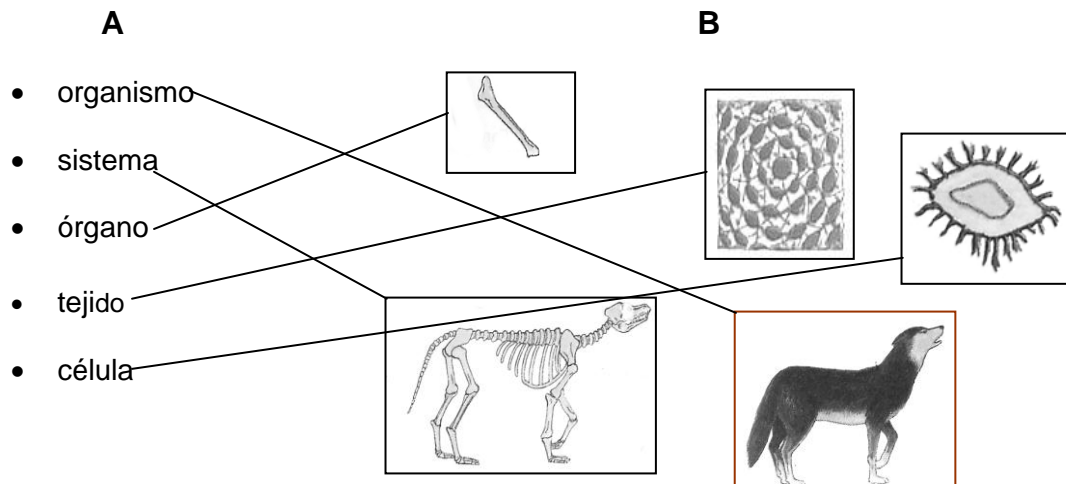
Curso:.....Fecha:.....

<p><b>Célula</b></p>	<p>Célula del interior del intestino</p> 	<p>Célula nerviosa o neurona</p> 	<p>Célula muscular</p> 
<p><b>Tejido</b></p>	<p>Tejido del interior del intestino</p> 	<p>Tejido nervioso del cerebro</p> 	<p>Tejido muscular</p> 
<p><b>Órgano</b></p>	<p>Intestino</p> 	<p>Cerebro</p> 	<p>Bíceps y tríceps del brazo</p> 
<p><b>Sistema</b></p>	<p>Sistema digestivo</p> 	<p>Sistema nervioso</p> 	<p>Sistema muscular</p> 

2. Términos correctamente relacionados:

- | <b>A</b>     | <b>B</b>       |
|--------------|----------------|
| 1. Tejido    | 3 ladrillo     |
| 2. Organismo | 1 muro         |
| 3. Célula    | 4 departamento |
| 4. Sistema   | 5 habitación   |
| 5. Órgano    | 2 edificio     |

3. Mediante líneas relacione los términos de la columna A, con las figuras de la columna B.



Elaborado por: